



DOMASZ

GENERAL CATALOG

2026



Complete Weighing, Packaging, and Palletizing Systems

DOMASZ is proud to present its latest product catalog for 2026.

The solutions featured in this catalog are the result of our many years of activity in the field of weighing, packaging, and palletizing systems.

We are confident that our experience will help increase the efficiency and profitability of processes in many companies and contribute to their success in the market.

We build on experience.

We design. We construct. We automate.

Our extensive experience allows us to deliver machines based on well-thought-out and proven solutions.

We believe that every machine can be unique, which is why we pay special attention to every stage of its creation — from the design, through the manufacturing of parts, to precise assembly.



Tomasz Waligóra, *the owner of DOMASZ.*

Company History

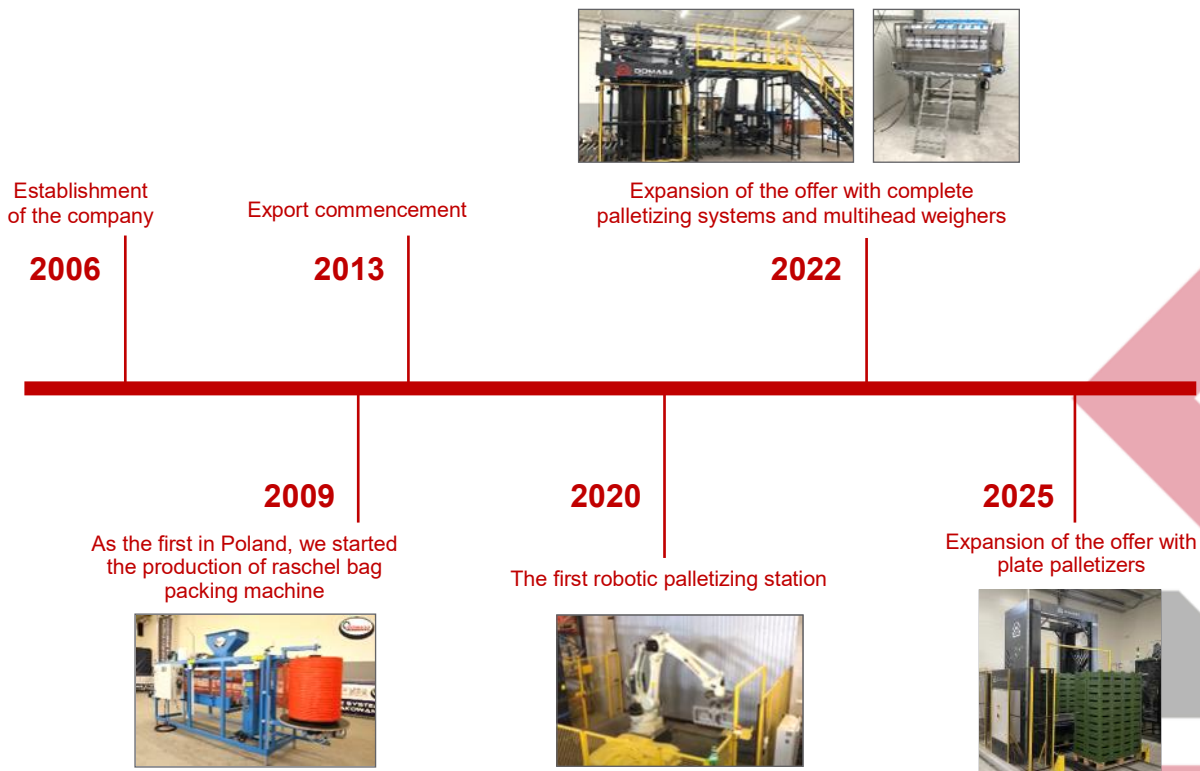
DOMASZ was founded in 2006 by Tomasz Waligóra, who comes from a family with a multigenerational farming tradition. The company's beginnings trace back to the year 2000 when Tomasz started constructing machinery for his own vegetable farm. As a farmer, he identified the need for safe and reliable weighing and packaging systems.

In 2006, DOMASZ officially entered the Polish market, focusing on innovative and well-thought-out solutions. The first mass-produced device was the WE-50 PLUS weighing machine, which continues to be produced to this day. From the very beginning, the company's main mission has been to produce functional machines, coupled with professional consulting, training, and comprehensive warranty and post-warranty service.

In 2013, DOMASZ made a significant step forward, expanding into the Southern and Eastern European markets. This expansion opened new opportunities for the company, with its products gaining recognition and success in these regions.

A further milestone came in 2022, when DOMASZ expanded its portfolio to include complete palletizing systems and unrivaled multihead combination weighers.

Today, after 20 years of operation, with a solid foundation and an expanding reputation, DOMASZ aims to continue growing and modernizing its offerings. The company's mission is to provide complete solutions, from goods receipt to palletizing, fulfilling the needs of the most demanding customers.



Contents of the catalog

VEGETABLES			
Receiving and buffering	Mobile receiving hoppers	KP-12 KP-12 PLUS KP-17	6
	Stationary receiving hoppers	KPW-650 KPW-1000 KPW-3000	8
	Box pallet tippers	WS-1600/1000 WS-1800/1200	9
	Dosing bunkers	BD-4 BD-6	10
	Dosing bunkers with box pallet tipper	KD KD-M	11
Washing and polishing	Semi-automatic washers	MDW-300 MDW-400	12
	Brushing machines	CS-55 CS-110	13
	Polishers	PD8200 PD9200 PD9300	14
Sorting and selection	Roller inspection tables	SSR	15
	Belt inspection tables	SST	16
		SST ONION	17
	Belt grader	SO 900/2500	18
	Onion toppers	OM2 OM3	20
Weighing	Big-Bag fillers	BBW-1 BBW-2	21
	Vegetable weighers	WE-15 PLUS WE-30 IV WE-30 PLUS WE-50 PLUS	22
	Multihead weighers	R09L R09XL R12L R12XL	24
Packaging	Raschel bagging machine	RA-1	26
	Film bagging machine	FA-1	28
	Crate and carton filler	ANS	30
Onion processing	Onion peeling machine	C-Line	32
Example machine configurations	Onion sorting		19
	Preparation of bags and cartons		33
LOOSE MATERIALS			
Receiving and buffering	Receiving hoppers	KPS 1 KPZ 1	35
Weighing	Loose material weighers	WE-50 III WE-50 DUO WE-50 V WE-50 VZ WE-50 VI-Z PLUS	36
	Big-Bag fillers	BBS-1 BBS-2	38
Bag sealing	Bag sealing systems	ZW-1 ZW-2	39
Example machine configurations	Weighing and packaging of pellets		40
PALLETIZING SYSTEMS			
Palletizers	Cartesian palletizers	PK-2 PK-4 PK-6 PK-8	42
	Plate palletizer	PP	46
	Push-type palletizers	PD-6 PD-8	48
	Robotic palletizing systems	PR1-W	50
Example machine configurations	High-performance vegetable line		52
	Rapeseed meal line		53
Alphabetical index			54


Complete solutions for vegetables

Chapter introduction

Our wide range of machines for vegetables enables the creation of various configurations, from individual machines to sets of machines working together, to complete technological lines operating automatically.

Our solutions allow for:

- Receiving and buffering
- Washing and polishing
- Sorting and selection
- Weighing
- Packaging



Mobile receiving hoppers

KP series

Product description

Mobile receiving hoppers are the starting point of technological lines. They are designed to receive goods and provide uniform dosing onto the line. The KP series models are used for unloading trailers with rear tipping.



KP-12



KP-12 PLUS



KP-17


Specification

	KP-12	KP-12 PLUS	KP-17
Storage capacity	8,0 m ³	8,0 m ³	11,5 m ³
Throughput capacity	5-25 t/h	5-25 t/h	5-40 t/h *
Dosing belt width	1200 mm	1200 mm	1700 mm
Number of sections	1	2	2
Spacing of separating rollers - section 1	20-60 mm	20-60 mm	20-40 mm
Spacing of sorting rollers - section 2	N/A	40-100 mm	20-100 mm
Number of discharge belts	2	3	3
Roller spacing adjustment	Manual	Manual	Hydraulic
Variable speed control of the separating rollers	No (yes, as an option)	No (yes, as an option)	Yes
Angular adjustment	No	No	Yes
Number of separating and sorting rollers	6	12	13
Electrical connection	3x400 VAC (N) PE 50 Hz; 5m cable with 32A 5P 6h connector		
	2,6 kW	4,5 kW	10,2 kW
Pneumatic connection	-	-	-
Ambient conditions	from -5 to 40 degrees Celsius		

* By using a variator to increase the throughput capacity range

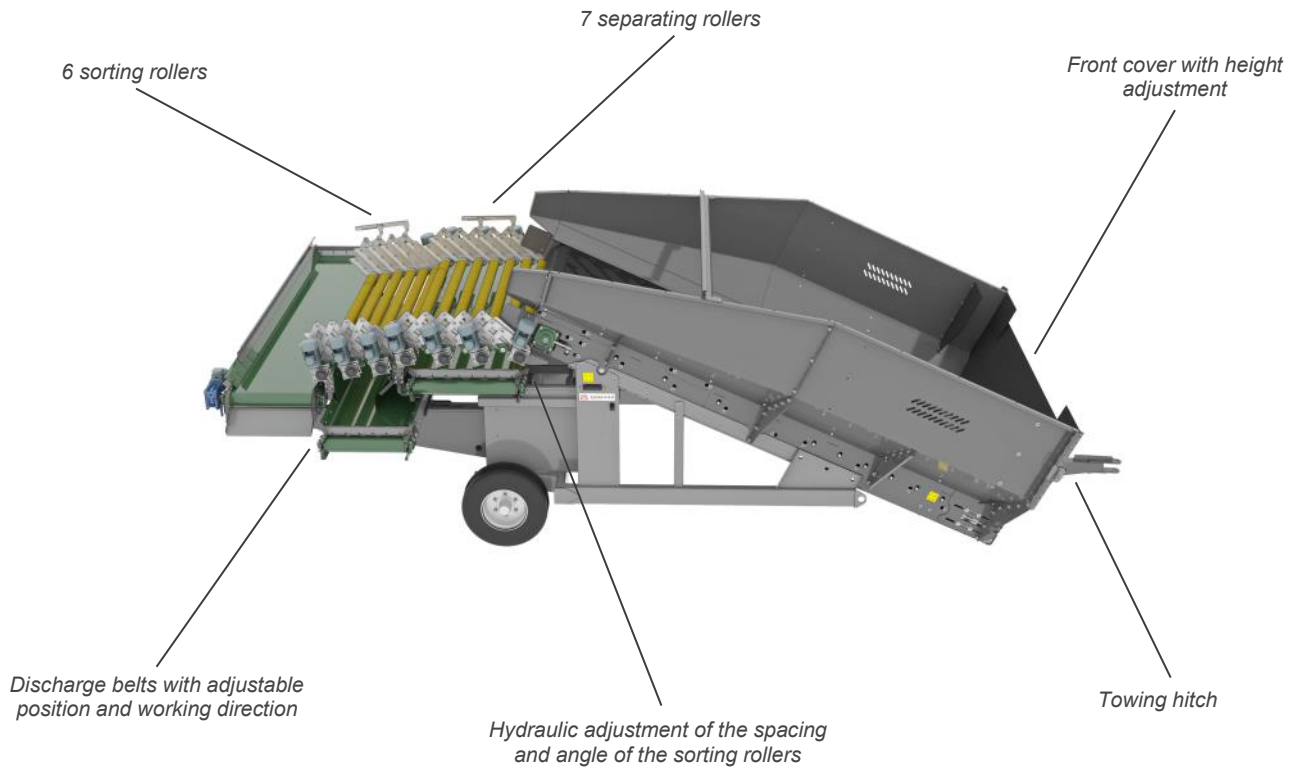
Standard equipment

- Variable speed control of the dosing belt (inverter)
- Variable speed control of the discharge belts (inverter)
- Chevron type dosing belt
- Remote controller (4m cable)
- Integration socket for an external control device
- Construction made of shot-blasted carbon steel (DC01, S235) with a double powder coating (except for support frame)



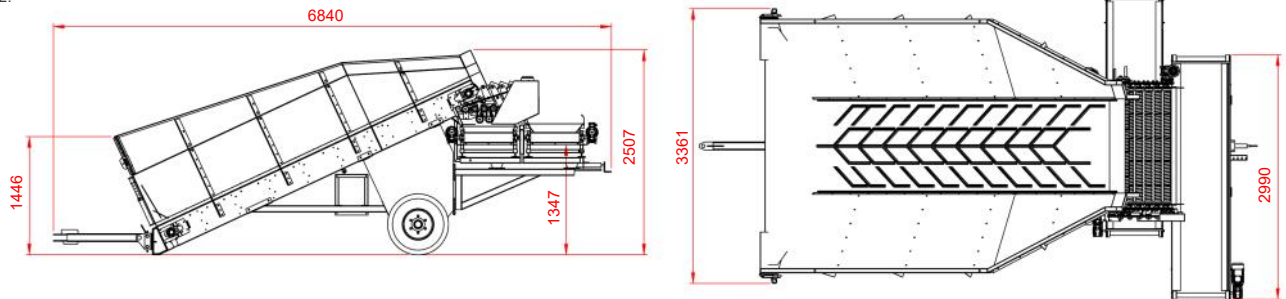
Construction of the device

Using the KP-17 hopper as an example

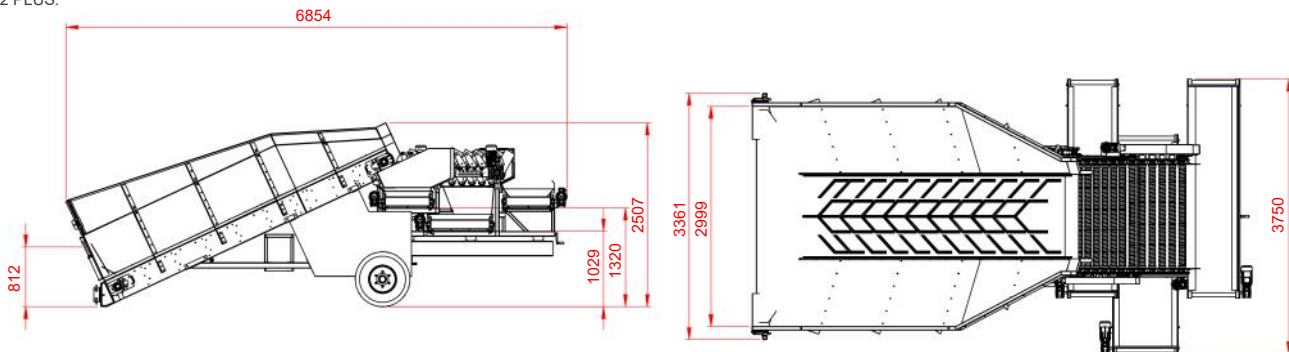


External dimensions

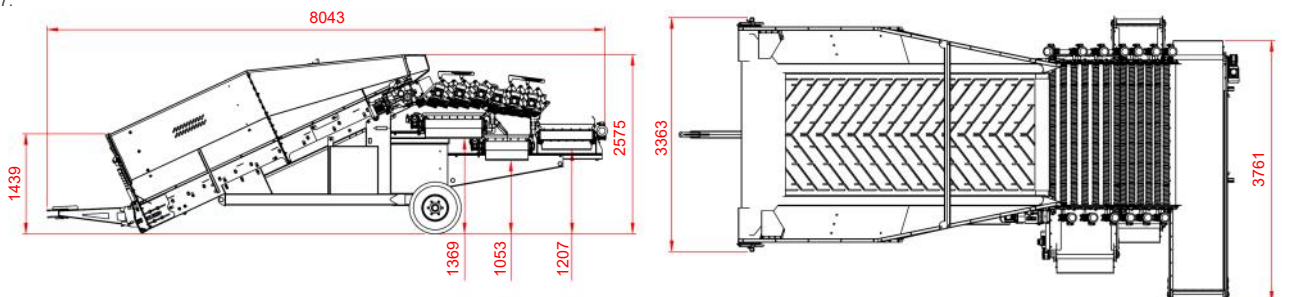
KP-12:



KP-12 PLUS:



KP-17:



Stationary receiving hoppers

KPW series

Product description

Mobile receiving hoppers are the starting point of technological lines. They are designed to receive goods and provide uniform dosing onto the line. The KPW series models are used for unloading pallet boxes or big bags. The KPW-3000 model additionally allows receiving from a trailer.



KPW-650



KPW-1000



KPW-3000

Specification

	KPW-650	KPW-1000	KPW-3000
Storage capacity	2,7 m ³	3,4 m ³	5,3 m ³
Throughput capacity	up to 6 t/h	up to 10 t/h	up to 10 t/h
Dosing belt width	650 mm	1000 mm	1000 mm
Spacing of separating rollers	20 mm	20 mm	20 mm
Number of separating rollers	6	6	6
Electrical connection	3x400 VAC (N) PE 50 Hz; 5m cable with 32A 5P 6h connector		
	1,3 kW	1,3 kW	1,3 kW
Pneumatic connection	-	-	-
Ambient conditions	from -5 to 40 degrees Celsius		



Standard equipment

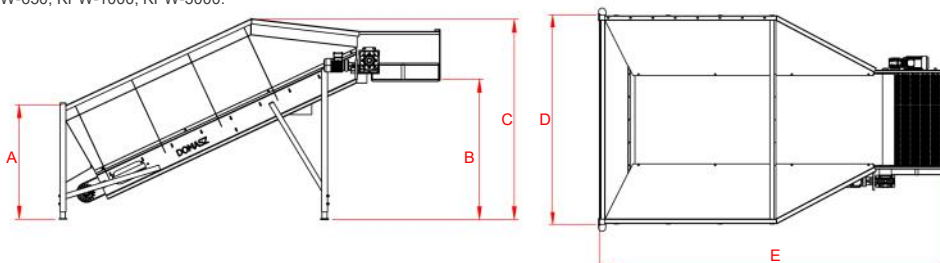
- Variable speed control of the dosing belt (inverter)
- Chevron type dosing belt
- Remote controller (4m cable)
- Integration socket for an external control device
- Construction made of shot-blasted carbon steel (DC01, S235) with a double spray coating (anti-corrosion primer, topcoat)

Optional equipment

- Construction made of stainless steel (AISI 304)
- Belt certified for food contact
- Adjustment of separating rollers spacing (20-60 mm)
- Removal of separating rollers

External dimensions

KPW-650, KPW-1000, KPW-3000:



	A	B	C	D	E
KPW-650	1155	1422	2032	1949	3846
KPW-1000	1160	1424	2034	2298	3864
KPW-3000	1501	1397	1925	3378	4240

Box pallet tippers

WS series

Product description

Tipper are used for unloading box pallets with goods.



WS-1600/1000



WS-1800/1200

Specification

	WS-1600/1000	WS-1800/1200
Maximum size of box pallet	1600x1000 mm	1800x1200 mm
Maximum weight of box pallet	1000 kg	1200 kg
Electrical connection	3x400 VAC (N) PE 50 Hz; 5m cable with 32A 5P 6h connector	
	2,2 kW	2,2 kW
Pneumatic connection	-	-
Ambient conditions	from -5 to 40 degrees Celsius	



Box pallet tipper
in the upper position

Standard equipment

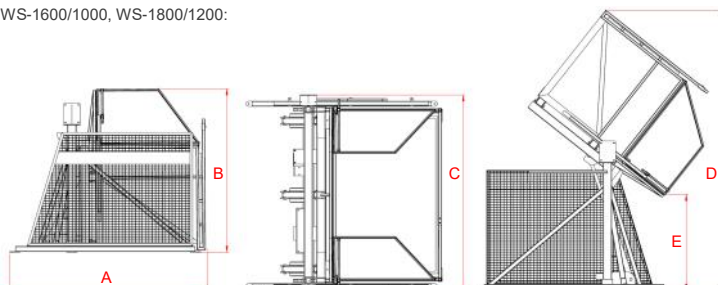
- Manual loading possible with a pallet truck
- Variable adjustment of the spacing between box pallet elements
- Adjustable flaps for modifying the product outlet width
- Remote controller (3m cable)
- Integration socket for an external control device
- Construction made of shot-blasted carbon steel (DC01, S235) with a double powder coating

Optional equipment

- Automatic unloading and lowering of the box pallet (includes: wireless remote controller, shaking function, socket for connecting a pile level sensor on the receiving device)
- Safety light curtains

External dimensions

WS-1600/1000, WS-1800/1200:



	A	B	C	D	E
WS-1600/1000	2040	1895	2025	3052	1066
WS-1800/1200	2270	1873	2260	3208	1099

Dosing bunkers

BD series

Product description

BD dosing bunkers are the starting point of technological lines. They are designed to buffer and evenly dose the product onto the line.



BD-4



BD-6

Specification

	BD-4	BD-6
Storage capacity	4 m ³	6 m ³
Dosing belt width	500 mm	500 mm
Electrical connection	3x400 VAC (N) PE 50 Hz; 5m cable with 32A 5P 6h connector	
Pneumatic connection	-	-
Ambient conditions	from -5 to 40 degrees Celsius	



Optional shock-absorbing cascades

Standard equipment

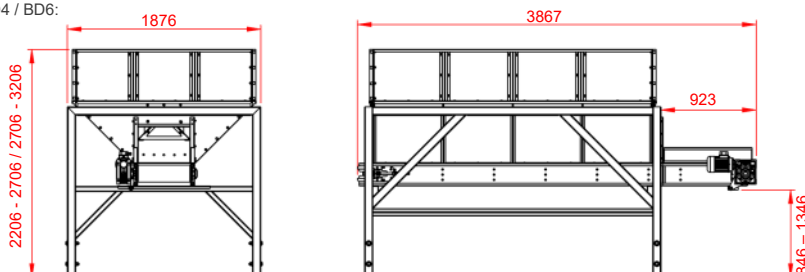
- Variable speed control of the dosing belt (inverter)
- Height-adjustable support legs
- Integration socket for an external control device
- Construction made of shot-blasted carbon steel (DC01, S235) with a double powder coating

Optional equipment

- Internal sheets made of galvanized steel
- Shock-absorbing cascades
- Product level sensor
- Bunker interior lined with material to prevent product damage
- Product height sensor

External dimensions

BD4 / BD6:



Dosing bunkers with box pallet tippers

KD series

Product description

The KD dosing bunker is located at the beginning of the technological line and serves two key functions: buffering the product and feeding it evenly onto the line. The integrated box pallet tipper allows for efficient use of production floor space.




KD



KD-M

Specification

	KD	KD-M
Storage capacity	4 m ³	4 m ³
Dosing belt width	420 mm	420 mm
Possibility to mount the tipper on the bunker	from 1 side	from 3 sides
Electrical connection	3x400 VAC (N) PE 50 Hz; 5m cable with 32A 5P 6h connector	
	1,9 kW	1,9 kW
Pneumatic connection	-	-
Ambient conditions	from -5 to 40 degrees Celsius	



Bunker interior lined with material to prevent product damage

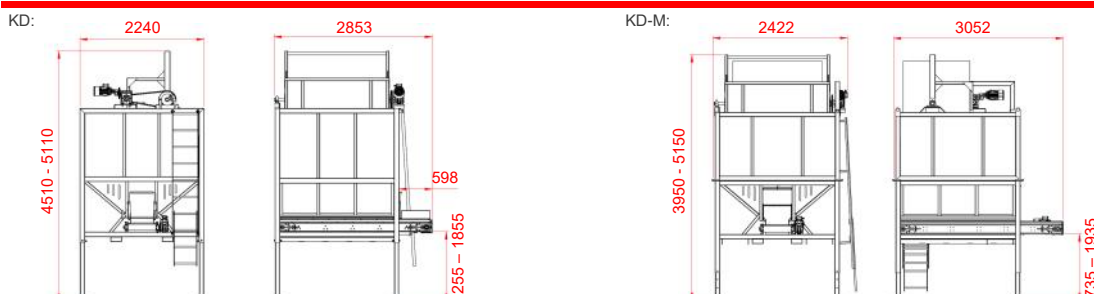
Standard equipment

- Tipper integrated with bunker
- Variable speed control for the dosing belt (inverter)
- Height-adjustable support legs
- Remote controller (4m cable)
- Integration socket for an external control device
- Construction made of shot-blasted carbon steel (DC01, S235) with a double spray coating (anti-corrosion primer, topcoat)

Optional equipment

- Automatic unloading and lowering of the box pallet (includes wireless remote controller)
- Bunker interior lined with material to prevent product damage
- Product level sensor
- Product height sensor

External dimensions




Semi-automatic washers

MDW series

Product description

Semi-automatic washers are used for wet cleaning of vegetables. The MDW series is the basic series of washers, where the water level in the washing drum is manually adjusted.



MDW-300



MDW-400

Specification

	MDW-300	MDW-400
Drum diameter	1000 mm	1500 mm
Drum length	3000 mm	4000 mm
Throughput capacity*	up to 10 t/h	up to 15 t/h
Electrical connection	3x400 VAC (N) PE 50 Hz; 5m cable with 32A 5P 6h connector	
	3,0 kW	5,5 kW
Pneumatic connection	-	-
Ambient conditions	from 0 to 40 degrees Celsius	

* Depending on how dirty the vegetables are



Standard equipment

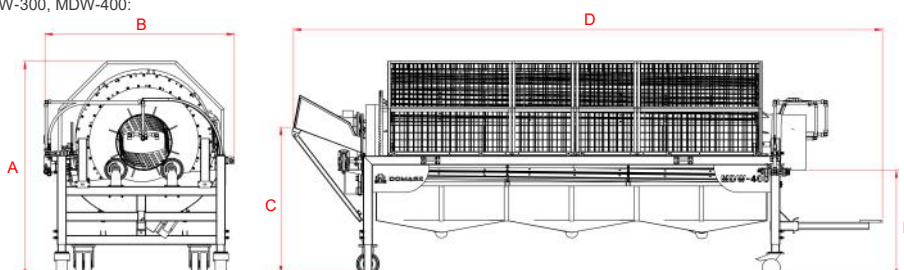
- Variable drum rotation speed control (inverter)
- Drain valves in the drum
- Drum covers
- Additional spraying at the outlet
- Transport hitch
- Integration socket for an external control device
- Construction made of shot-blasted carbon steel (DC01, S235) with a double powder coating

Optional equipment

- Outlet grate with 20mm spacing

External dimensions

MDW-300, MDW-400:



	A	B	C	D	E
MDW-300	2048	1639	1606	5574	1174
MDW-400	2356	2083	1618	6446	1166

Brushing machines

CS series

Product description

Brushing machines are designed for dry cleaning of vegetables, allowing for safe cleaning without damaging their surface.



CS-55



CS-110

Specification

	CS-55	CS-110
Brush width	550 mm	1100 mm
Throughput capacity*	up to 5 t/h	up to 10 t/h
Number of brushes	10	10
Electrical connection	3x400 VAC (N) PE 50 Hz; 5m cable with 32A 5P 6h connector	
	0,75 kW	1,1 kW
Pneumatic connection	-	-
Ambient conditions	from 0 to 40 degrees Celsius	



* Depending on how dirty the vegetables are

Standard equipment

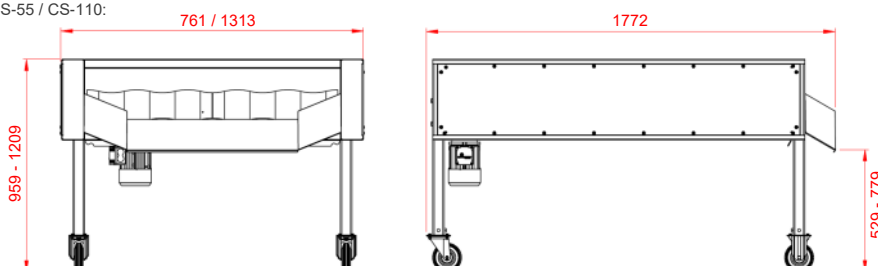
- Wavy cleaning brushes
- Constant brush rotation speed
- Height-adjustable support legs
- PVC belt clamp
- Construction made of shot-blasted carbon steel (DC01, S235) with a double powder coating

Optional equipment

- Variable brush speed control (includes inverter and integration socket for an external control device)
- Construction made of stainless steel (AISI 304)
- Adjustable brush pressure mechanism

External dimensions

CS-55 / CS-110:



Polishers

PD series

Product description

PD series machines are designed for polishing vegetables that have been previously washed. The cleaning process uses water and rotating brushes.



PD8200



PD9200



PD9300

Specification

	PD8200	PD9200	PD9300
Number of brushes	8	9	9
Brush length	1900 mm	1900 mm	2800 mm
Oscillating brush operation	No	Yes	Yes
Throughput capacity*	up to 2 t/h	up to 3 t/h	up to 4 t/h
Electrical connection	3x400 VAC (N) PE 50 Hz; 5m cable with 32A 5P 6h connector		
	4,0 kW	4,4 kW	6,1 kW
Pneumatic connection	-	-	-
Ambient conditions	from 0 to 40 degrees Celsius		



Interior of PD8200 polisher

* Depending on how dirty the vegetables are

Standard equipment

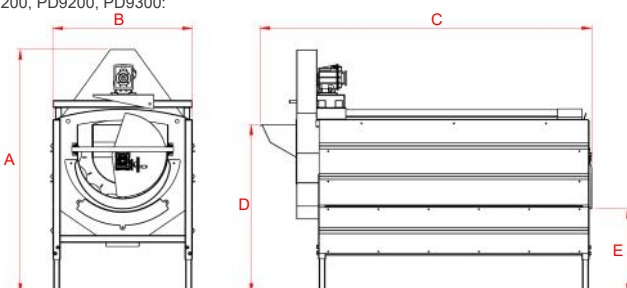
- Variable brush rotation speed control (inverter)
- Collection tray for water recycling
- Height-adjustable support legs
- Integration socket for an external control device
- Construction made of galvanized steel and shot-blasted carbon steel (DC01, S235) with a double spray coating (anti-corrosion primer, topcoat)

Optional equipment

- Construction and covers made of galvanized steel (PD8200)
- Construction made of galvanized steel, covers made of stainless steel (AISI 304) (PD9200, PD9300)

External dimensions

PD8200, PD9200, PD9300:



	A	B	C	D	E
PD8200	2015	1153	2740	1393	701
PD9200	2400	1450	3250	1493	801
PD9300	2400	1450	4150	1493	801

Roller inspection tables

SSR series

Product description

SSR selection tables are designed for manual sorting of oval vegetables. The rotating rollers installed in the table ensure the rotation of the vegetables, making their selection easier.



SSR 300x100



SSR inspection table with PO waste conveyor

Available configurations

L / W	250 cm	300 cm	400 cm	500 cm
80 cm	SSR 250x80			
100 cm	SSR 250x100	SSR 300x100		
120 cm		SSR 300x120	SSR 400x120	SSR 500x120

Specification

Electrical connection	3x400 VAC (N) PE 50 Hz; 5m cable with 32A 5P 6h connector from 0,75 to 1,1 kW (depending on the model)
Pneumatic connection	-
Ambient conditions	from -5 to 40 degrees Celsius



Double central partition
with adjustable configuration

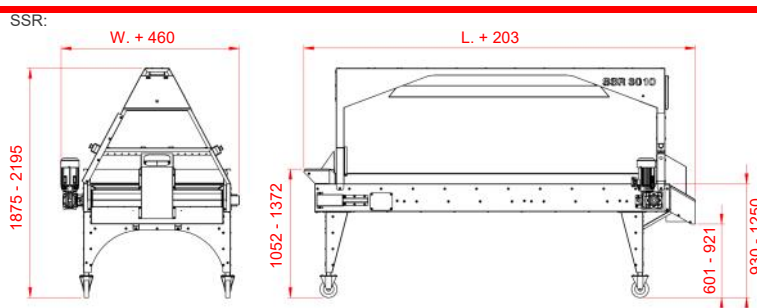
Standard equipment

- Variable roller speed control (inverter)
- Rollers made of aluminium
- Height-adjustable support legs
- Transport wheels with brakes
- Double central partition with adjustable configuration
- Adjustable workspace lighting
- Integration socket for an external control device
- Construction made of shot-blasted carbon steel (DC01, S235) with a double powder coating

Optional equipment

- Rollers made of stainless steel (AISI 304)
- Entire construction made of stainless steel (AISI 304) (including rollers)
- Waste conveyor for SSR tables made of shot-blasted carbon steel (DC01, S235) with a double powder coating, galvanized steel or stainless steel (AISI 304)

External dimensions



Belt inspection tables SST series

Product description

Belt sorting tables are used for the manual selection of root vegetables such as carrots and parsley, as well as vegetables with a smaller caliber. They are also used in the onion peeling process.



SST 400x120

Available configurations

L / W	400 cm	500 cm	600 cm
120 cm	SST 400x120	SST 500x120	SST 600x120



SST inspection table
with PO waste conveyor

Specification

Electrical connection	3x400 VAC (N) PE 50 Hz; 5m cable with 32A 5P 6h connector
	1,1 kW
Pneumatic connection	-
Ambient conditions	from -5 to 40 degrees Celsius

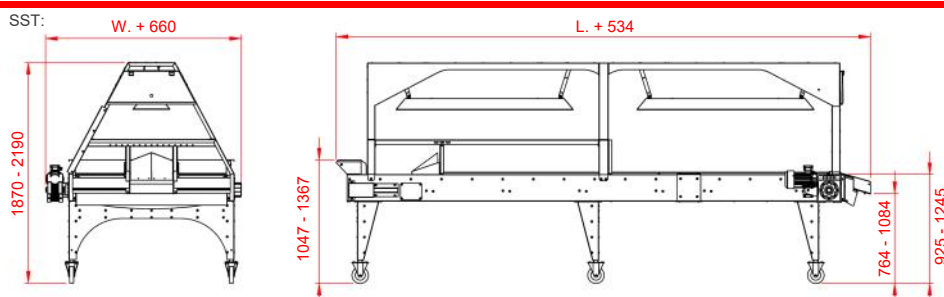
Standard equipment

- Variable belt speed control (inverter)
- Height-adjustable support legs
- Belt certified for food contact
- Double central partition
- Adjustable workspace lighting
- Integration socket for an external control device
- Construction made of stainless steel (AISI 304)

Optional equipment

- PO waste conveyor for SST tables made of shot-blasted carbon steel (DC01, S235) with a double powder coating, galvanized steel or stainless steel (AISI 304)

External dimensions



Belt inspection tables

SST ONION

Product description

The SST ONION belt inspection table is designed for the manual processing of onions during the peeling process.



SST ONION

Available configurations

L / W	400 cm
120 cm	SST ONION 400x120

Specification

Electrical connection	3x400 VAC (N) PE 50 Hz; 5m cable with 32A 5P 6h connector
	1,1 kW
Pneumatic connection	-
Ambient conditions	from -5 to 40 degrees Celsius



SST ONION with an additional discharge belt for the finished product

Standard equipment

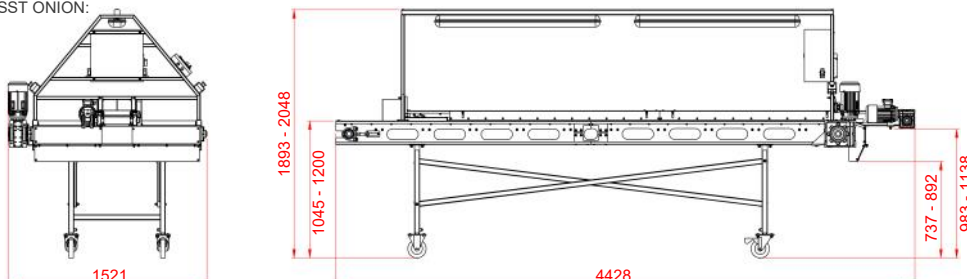
- Variable belt speed control (inverter)
- Height-adjustable support legs
- Belt certified for food contact
- Access points for cleaning and disinfection of the table
- Double central partition
- Adjustable workspace lighting
- Integration socket for an external control device
- Construction made of stainless steel (AISI 304)

Optional equipment

- PO waste conveyor for SST tables made of shot-blasted carbon steel (DC01, S235) with a double powder coating, galvanized steel or stainless steel (AISI 304)
- Additional discharge belt for the finished product

External dimensions

SST ONION:



Belt grader

SO 900/2500

Product description

The belt grader is used for the precise separation of round vegetables into two fractions. Its modular design allows for combining multiple belt grading sorters to achieve a greater number of required fractions.



SO 900/2500

Specification

SO 900/2500	
Sorting belt width	900 mm
Throughput capacity	up to 12 t/h
Electrical connection	3x400 VAC (N) PE 50 Hz; 5m cable with 32A 5P 6h connector
	1,9 kW
Pneumatic connection	-
Ambient conditions	from 0 to 40 degrees Celsius



Combining two sorters allows for separation into three fractions

Standard equipment

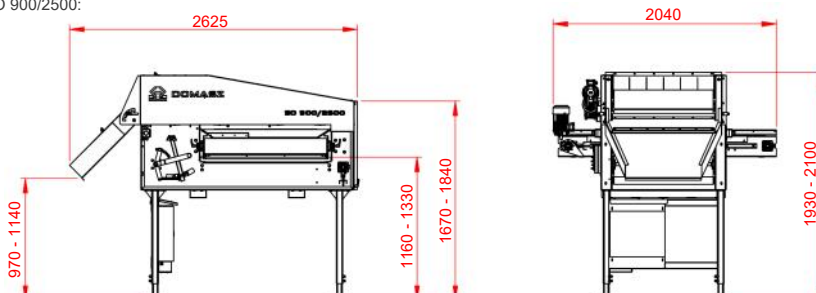
- One sorting belt with sizes ranging from 25x25 mm to 100x100 mm
- Variable sorting belt speed control (inverter)
- Variable agitation intensity control for the sorting belt (inverter)
- Roller for cleaning the belt of jammed vegetables
- Height-adjustable support legs
- Integration socket for an external control device
- Construction made of shot-blasted carbon steel (DC01, S235) with a double powder coating

Optional equipment

- Additional sorting belt with sizes ranging from 25x25 mm to 100x100 mm
- Belt conveyor PT 2000x800 for feeding vegetables to the belt grader
- Shock-absorbing cascades

External dimensions

SO 900/2500:



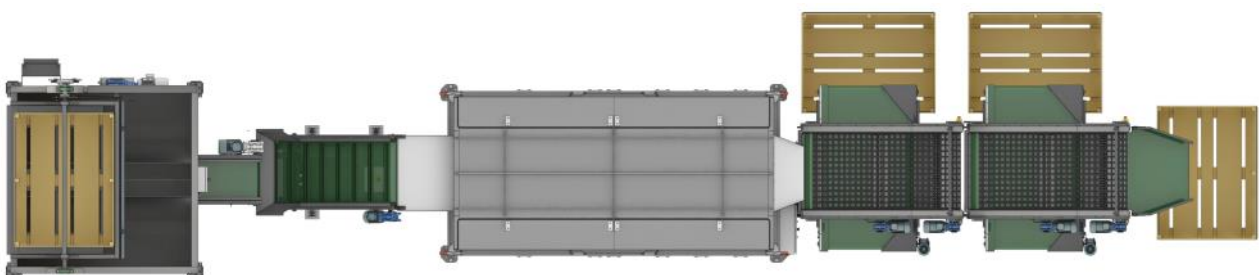
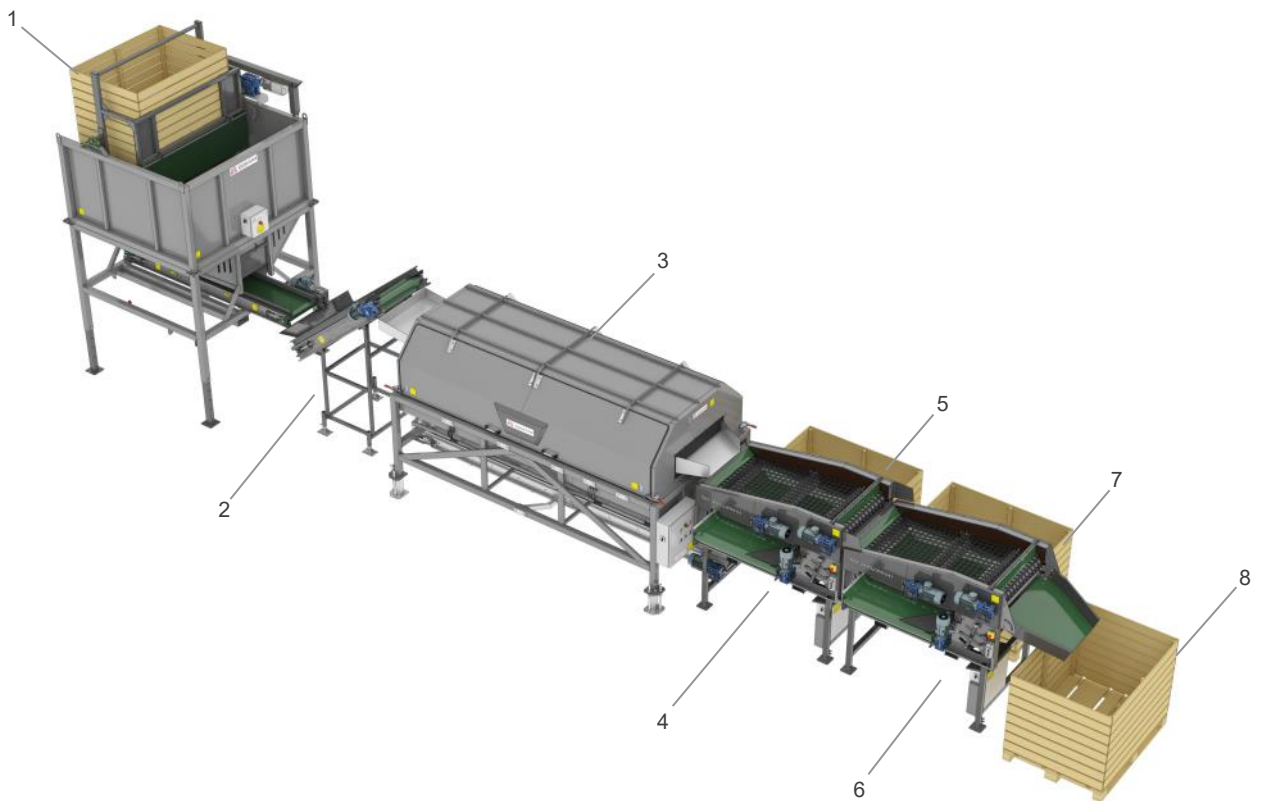
Onion sorting

KD-M, OM-3, 2 x SO 900/2500

Solution description

A key stage in preparing onions for sale is sorting them into the appropriate size fractions. Before grading, the onion tops must be removed.

Onions taken from storage are fed into a dosing bunker integrated with the KD-M box pallet tipper (1). The bunker ensures continuous and even feeding of the product onto the processing line. Through an intermediate conveyor (2), onions are transferred to the OM-3 onion topper (3). The trimmed onions are then directed to the first belt grader with a 36x36 mm sorting belt (4). The fraction with a diameter of up to 36 mm is sent to a box pallet (5), while the remaining product is directed to the second belt grader (6), which uses a 50x50 mm belt to separate the product into 35–50 mm (7) and over 50 mm (8) fractions.



Onion toppers

OM series

Product description

The machine is designed to cut off dried onion tops. Additionally, it helps clean the onions from soil residues and loose outer skins.




OM2



OM3

Specification

	OM2	OM3
Number of cutting blades	2	3
Cutting blade diameter	1200 mm	1200 mm
Throughput capacity	up to 9 t/h	up to 13 t/h
Electrical connection	3x400 VAC (N) PE 50 Hz; 5m cable with 32A 5P 6h connector	
	8,9 kW	11,9 kW
Pneumatic connection	-	-
Ambient conditions	from 0 to 40 degrees Celsius	



Standard equipment

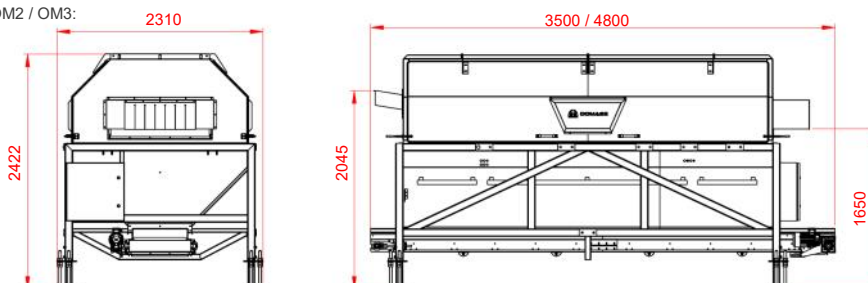
- Hot-dip galvanized steel screen with a width of 920mm and a spacing of 25mm
- Waste discharge conveyor
- Central lubrication system
- Protective covers with electric locks
- Cutting unit with two replaceable blades, operating at 1400 RPM
- Integration socket for an external control device
- Construction made of shot-blasted carbon steel (DC01, S235) with double powder coating (except for the support frame, which is spray-coated).

Optional equipment

- Cutting unit speed control (inverter for each cutting unit)
- Vibration intensity control (inverter)

External dimensions

OM2 / OM3:



Big-Bag fillers


BBW series

Product description

BBW series machines are designed for weighing vegetables in big bags. Thanks to the use of automatic cushioning cascades, the risk of product damage is minimized and proper bag filling is ensured.



BBW-1



BBW-2

Specification

	BBW-1	BBW-2
Number of weighing sections	1	2
Number of cascades	10	10
Weighing range	100-1200 kg	100-1200 kg
Electrical connection	3x400 VAC (N) PE 50 Hz; 5m cable with 32A 5P 6h connector	
	0,75 kW	1,5 kW
Pneumatic connection	-	-
Ambient conditions	from 0 to 40 degrees Celsius	



Feeding conveyor
with a cross conveyor for BBW-2

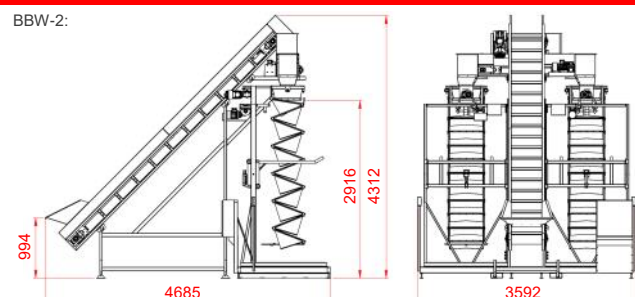
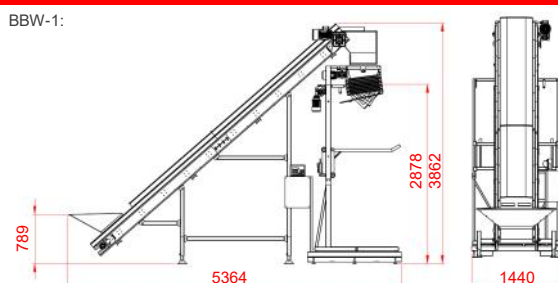
Standard equipment

- Feeding conveyor
- Cross feeding conveyor (BBW-2)
- Automatic cascades with vegetable level sensor
- Integration socket for an external control device
- Bag handles with a mechanism for controlling preliminary filling with product
- Integrated weighing system
- Construction made of shot-blasted carbon steel (DC01, S235) with a double powder coating

Optional equipment

- Construction made of stainless steel (AISI 304)
- Filler (without weighing system)

External dimensions

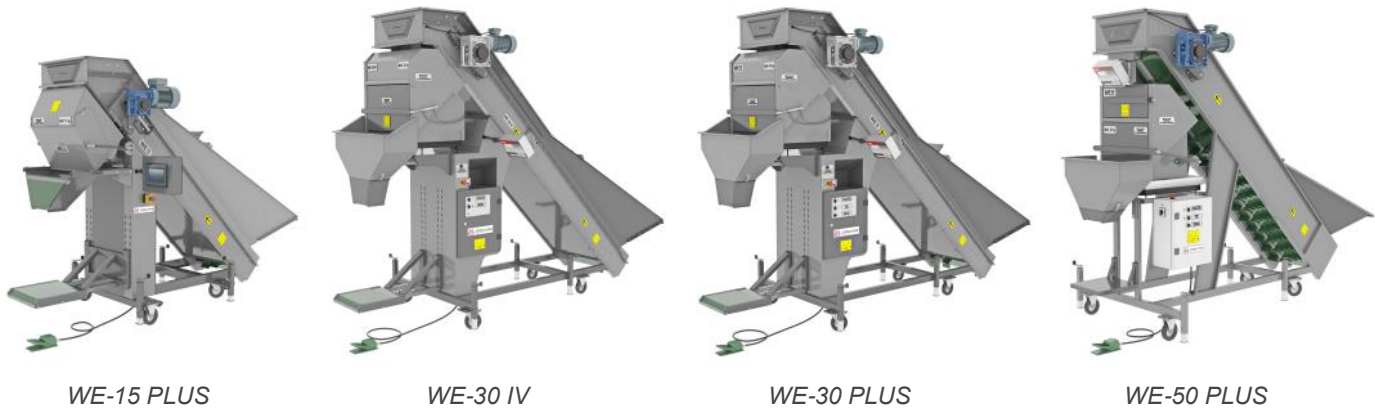


Vegetable weighers

WE series

Product description

Vegetable weighers from the WE series are used to prepare portions of a specified weight and feed them directly into a bag or a packing machine. The machines in this series are characterized by simple design and mobility.



WE-15 PLUS

WE-30 IV

WE-30 PLUS

WE-50 PLUS

Specification

	WE-15 PLUS	WE-30 IV	WE-30 PLUS	WE-50 PLUS
Throughput capacity	○ ● ●	○ ● ●	● ● ●	○ ● ●
Weighing accuracy	○ ● ●	○ ○ ●	○ ● ●	● ● ●
Weighing range	2,5-15 kg	2,5-30 kg	2,5-30 kg	2,5-50 kg
Throughput capacity for 15kg portions*	up to 4,0 t/h	up to 4,0 t/h	up to 6,0 t/h	up to 3,8 t/h
Bag types	Raschel, jute, film, woven polypropylene, and other similar types			
Number of dosing belts	2	1	2	2
Weighing of root vegetables	No **	Yes	No **	No **
Compatibility with packing machines (raschel and film bagging machines)	No	Yes	Yes	No
Main belt width	300 mm	560 mm	400 mm	300 mm
Supplementary dosing belt width	100 mm	-	100 mm	100 mm
Adjustable guide plate on the supplementary dosing belt for increased weighing accuracy	No	-	Yes	No
Stepless speed adjustment of the supplementary dosing belt	No	-	Yes	No
Opening/closing of the weighing hopper	Electric	Pneumatic	Pneumatic	Electric
Electrical connection	1x230 VAC (N) PE 50 Hz; 5m cable with 32A 5P 6h connector	3x400 VAC (N) PE 50 Hz; 5m cable with 32A 5P 6h connector		
	1,4 kW	1,1 kW	1,5 kW	1,8 kW
Pneumatic connection	-	3/8"; min. 6 Bar	3/8"; min. 6 Bar	-
	-	20 NL/min.	20 NL/min.	-
Ambient conditions	from 0 to 40 degrees Celsius			

* Depending on the size and type of vegetables

** Weighing root vegetables is possible when the supplementary dosing belt function is disabled

Standard equipment

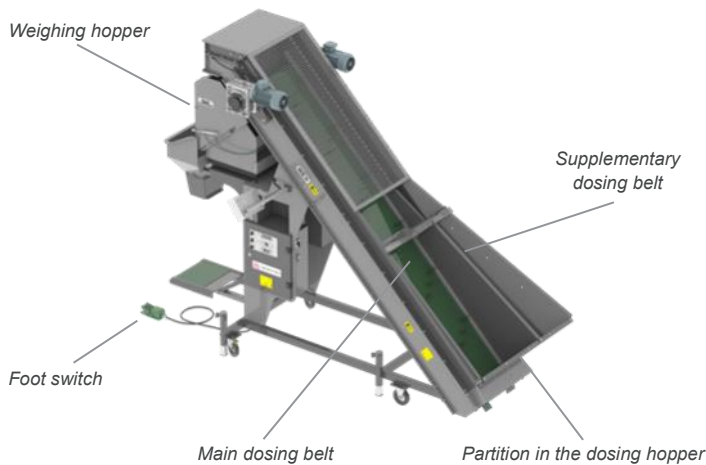
- Partition in the dosing hopper (WE-30 PLUS and WE-50 PLUS)
- 2 adapters for bags of different sizes
- Variable speed control for opening the weighing hopper
- Integration socket for an external control device
- Construction made of shot-blasted carbon steel (DC01, S235) with a double powder coating

Optional equipment

- Construction made of stainless steel (AISI 304)
- Construction made of galvanized steel (WE-15 PLUS)
- Belt certified for food contact
- Additional conveyor connecting the weigher with the packing machine, featuring manual packing function (for WE-30 IV and WE-30 PLUS)
- 7" touch control panel with built-in statistics module

Construction


WE-30 PLUS:



Additional conveyor connecting the weigher with the raschel bagging machine:




Weigher's dosing hopper:



WE-15 PLUS, WE-30 PLUS, WE-50 PLUS

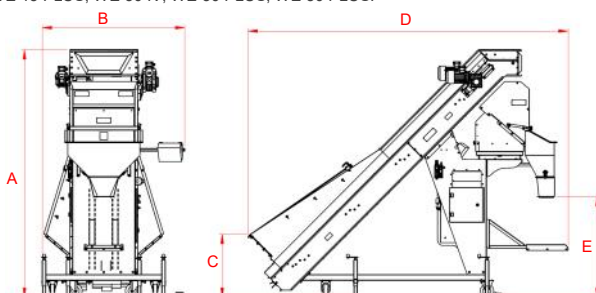
WE-30 IV

Direct integration of WE-30 PLUS with the raschel bagging machine:



External dimensions

WE-15 PLUS, WE-30 IV, WE-30 PLUS, WE-50 PLUS:



	A	B	C	D	E
WE-15 PLUS	1937	1354	669	2491	859
WE-30 IV	2557	1461	648	3319	1035
WE-30 PLUS	2564	1482	656	3327	1044
WE-50 PLUS	2335	1280	675	2670	850

Multihead weighers

R series

Product description

Multihead weighers are used to prepare portions of vegetables with a specified weight and feed them directly into the packing machines. These devices are characterized by high weighing accuracy and performance.



R09L



R12L

Specification

	R09L	R09XL	R12L	R12XL
Output capacity	○ ● ●	○ ● ●	● ● ●	● ● ●
Weighing accuracy	● ● ●	○ ● ●	● ● ●	○ ● ●
Weighing range	1-25 kg	1-25 kg	0,5-25 kg	0,5-25 kg
Output capacity for 2,5 kg portions	up to 34 portions per minute	up to 32 portions per minute	up to 54 portions per minute	up to 51 portions per minute
Weighing cup capacity	7,9 l	11,3 l	7,9 l	11,3 l
Optional root vegetable weighing	Yes, special design marked with C			
Material	In compliance with EU regulations on materials intended for contact with food			
Electrical connection*	3x400 VAC (N) PE 50 Hz; 5m cable with 32A 5P 6h connector			
	3,8 kW	3,8 kW	4,5 kW	4,5 kW
Pneumatic connection	3/8"; min. 6 Bar			
	190 NL/min.	190 NL/min.	260 NL/min.	260 NL/min.
Ambient conditions	from 5 to 40 degrees Celsius			

* When working with a feeding conveyor, its power must be added to the value of the connection power.

Output capacity

Portion size	Output in portions per minute up to*:			
	R09L	R09XL	R12L	R12XL
1,0 kg	36	34	59	54
2,5 kg	34	32	54	51
5,0 kg	29	28	46	45
10,0 kg	21	21	22	22
15,0 kg	16	16	20	20
25,0 kg	10	10	14	14

* Performance based on machine tests in a vegetable processing plant. These values may vary depending on the type and size of the vegetables, as well as the packing machines integrated with the multihead weigher. Tests were conducted using potatoes. To achieve maximum performance, a constant supply of products to the machine's input is required.

Standard equipment

- Weighing head made of glass bead-blasted stainless steel
- Weighing cups with a double-opening mechanism ensuring faster emptying of the cup and reducing vegetable clogging
- Single cross belt conveyor made of glass bead-blasted stainless steel
- Main frame with service platform made of shot-blasted carbon steel with a double powder coating


Optional equipment

- Feeding conveyor made of shot-blasted carbon steel (DC01, S235) with a double powder coating, galvanized steel or stainless steel
- Main frame with service platform made of stainless steel
- Double cross conveyor with a movable divider made of stainless steel
- Single discharge buffer for portions up to 5 kg
- Carrot adaptation (movable dividers) – special models marked with C
- Even Flow dosing buffer with a lifting frame, adapted for a multihead weigher

Construction

Operating principle

The device prepares vegetable portions by selecting a combination of weighing cups whose total weight is closest to the target weight. To ensure the highest weighing accuracy, the portion can be formed from as few as three cups.



Weighing cups with a double-opening mechanism

Allows for faster emptying and reduces the risk of vegetable blockage.



Optional equipment

R12L weigher with an optional double cross conveyor featuring a movable divider and output buffers for portions up to 5 kg.



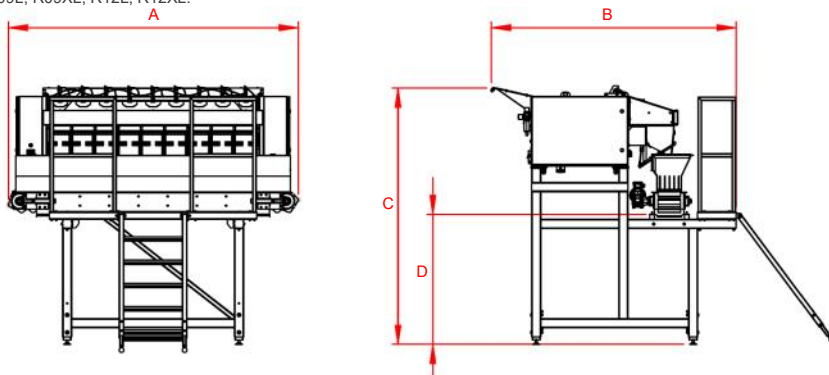
Optional equipment

Dosing buffer EVEN FLOW EF1500



External dimensions

R09L, R09XL, R12L, R12XL:



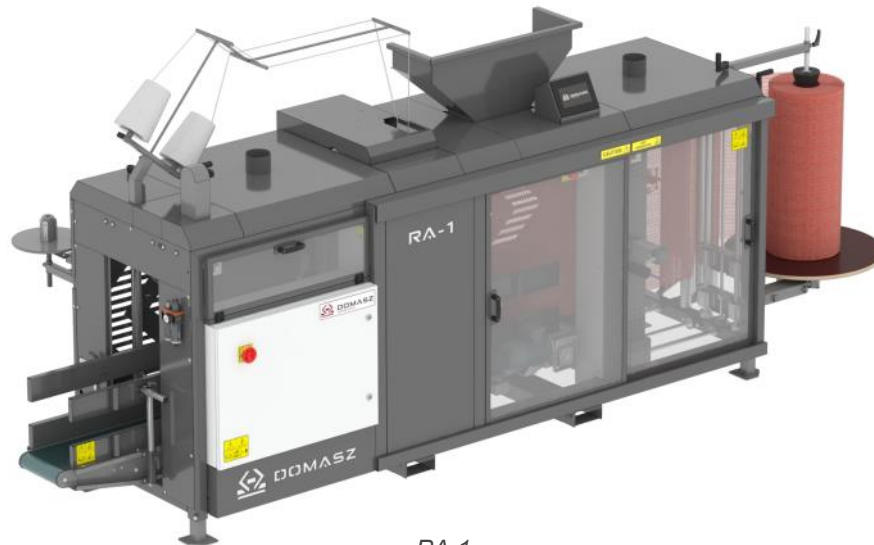
	A	B	C	D
R09L	2500	2105	2205 – 2805	1120 – 1720
R09XL	2500			
R12L	2900			
R12XL	2900			

Raschel bagging machine

RA-1

Product description

The RA-1 raschel bagging machine is an automatic packing machine designed to pack potatoes, onions, carrots, and other hard vegetables into raschel (net) bags from a roll.



RA-1

Specification

	RA-1
Packaging range	2,5-30 kg
Throughput capacity	up to 11,7 t/h (for 15kg packages)
Maximum bag height	800 mm
Electrical connection	3x400 VAC (N) PE 50 Hz; 5m cable with 32A 5P 6h connector
	3,5 kW
Pneumatic connection	3/8"; min. 6 Bar
	80 NL/min.
Ambient conditions	from 0 to 40 degrees Celsius

Output capacity

Package size	Output capacity in bags per minute*:	Output capacity in bags per minute**:
3,0 kg	23	11
4,0 kg	22	9
5,0 kg	21	9
10,0 kg	15	8
15,0 kg	13	8
25,0 kg	10	6

* For a machine equipped with a Fischbein 100 double-thread sewing head. Tests conducted on potatoes.

** For a machine equipped with a Fischbein F single-thread sewing head. Tests conducted on potatoes.

Optional thermal printers



Markem-Imaje SmartDate X45



Videjet DataFlex 6330

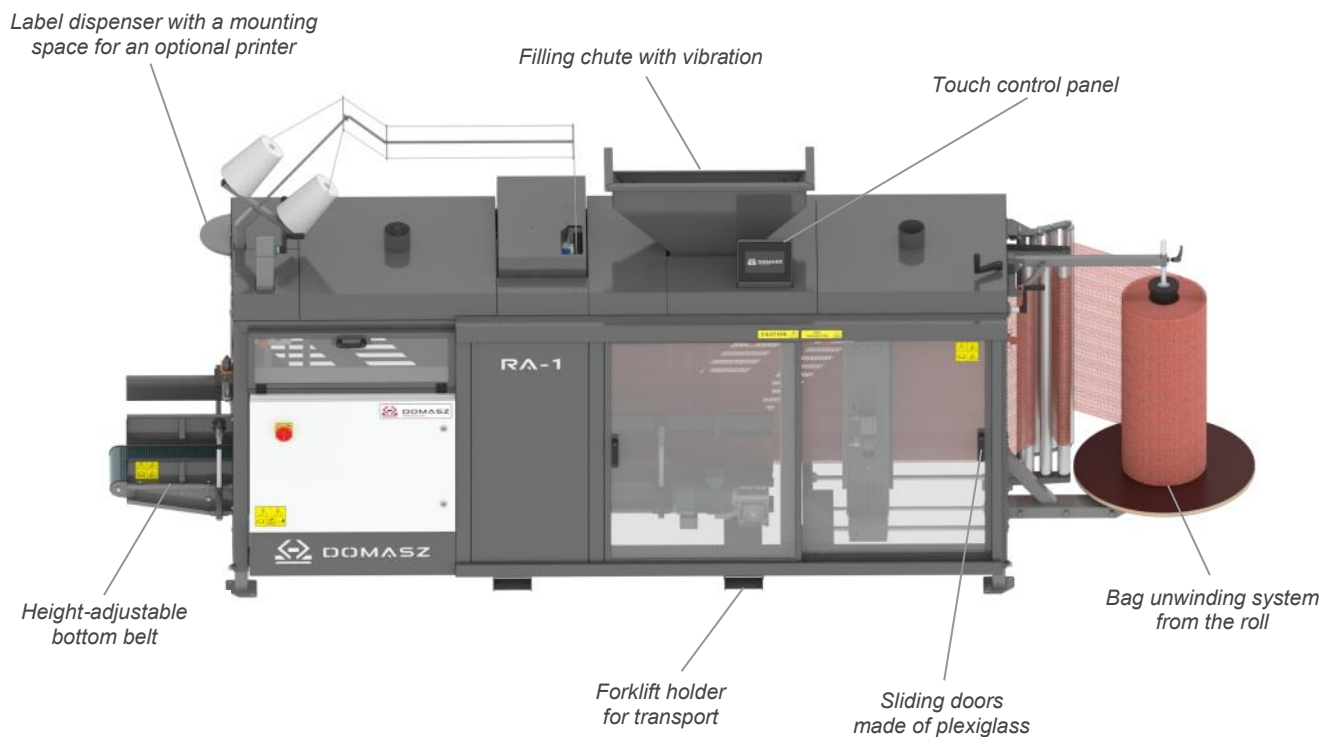
Standard equipment

- Single-thread Fischbein F sewing head
- 7" touch control panel with built-in statistics module
- Filling chute vibration
- Filling chute blockage sensor (integration with multihead weigher)
- Label dispenser
- Side covers
- Automatic lubrication of the sewing head
- Integration socket for an external control device
- Construction made of shot-blasted carbon steel (DC01, S235) with a double powder coating

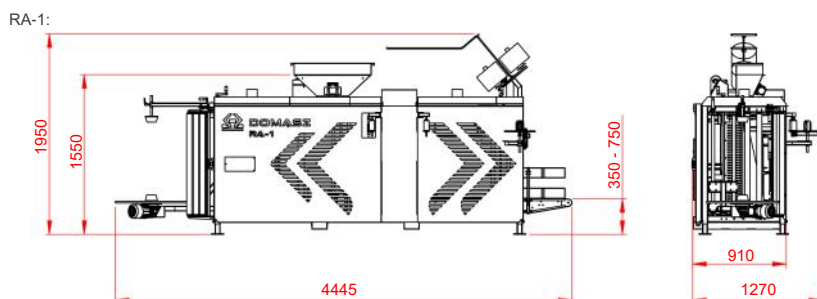
Optional equipment

- Double-thread sewing head: Fischbein 100, Newlong DS-9PI or YAO HAN F900A
- Single-thread sewing head: Newlong NP-7A or YAO HAN F300A
- Construction made of stainless steel (AISI 304) (includes belt certified for food contact)
- Vibration of the bottom belt
- Bag discharge can take place on the opposite side (depending on machine setup)
- Automatic label printer: Markem-Imaje SmartDate X45, Videojet DataFlex 6330
- Plant Passport feeder

Construction



External dimensions

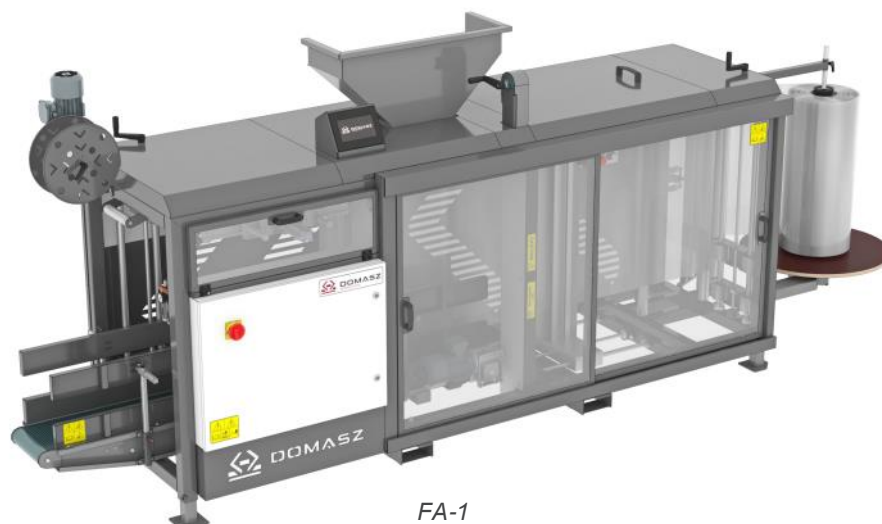


Film bagging machine

FA-1

Product description

The FA-1 film bagging machine is an automatic packing machine designed for packing potatoes, onions, carrots, and other hard vegetables into film bags from a roll.



Specification

	FA-1
Packaging range	2,5-25 kg
Throughput capacity	up to 11,7 t/h (for 15kg packages)
Maximum bag height	800 mm
Electrical connection	3x400 VAC (N) PE 50 Hz; 5m cable with 32A 5P 6h connector
	3,5 kW
Pneumatic connection	3/8"; min. 6 Bar
	20 NL/min.
Ambient conditions	from 0 to 40 degrees Celsius

Output capacity

Package size	Output capacity in bags per minute*:
3,0 kg	23
4,0 kg	22
5,0 kg	21
10,0 kg	15
15,0 kg	13
25,0 kg	10

* Output capacity depends on the size and type of vegetables.

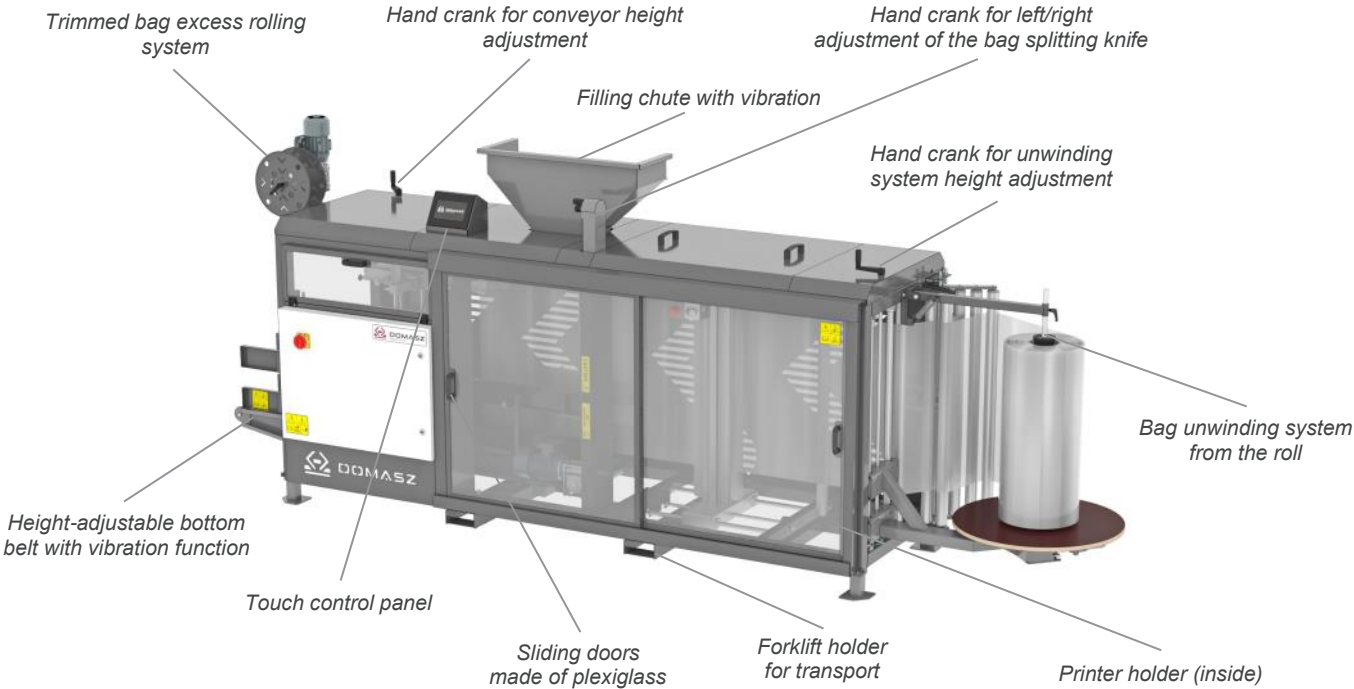
Standard equipment

- 7" touch control panel with built-in statistics module
- Filling chute vibration
- Vibration of the bottom belt
- Trimmed bag excess rolling system
- Integration socket for an external control device
- Construction made of shot-blasted carbon steel (DC01, S235) with a double powder coating

Optional equipment

- Construction made of stainless steel (AISI 304) (includes a belt certified for food contact)
- Automatic label printer

Construction



Typical FA-1 configuration

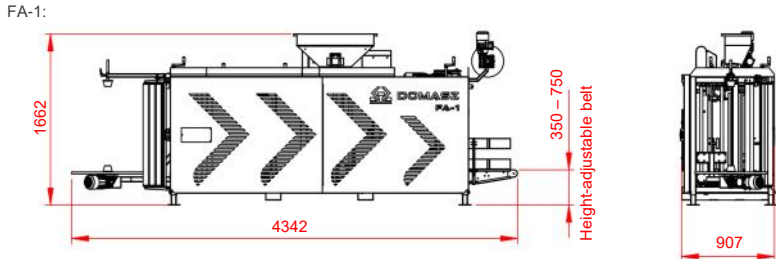


WE-30 PLUS with FA-1



R09L multihead weigher with FA-1

External dimensions



Crate and carton filler ANS

Product description


The ANS crate and carton filler is designed to automatically fill crates or cartons with vegetables.



*ANS with a conveyor belt for buffering
crates or cartons*

Specification

ANS	
Carton/crate size	600x400 mm / 400x300 mm
Minimum/maximum container height	92 mm / 238 mm
Buffer length before the filling station	1400 mm
Buffer length after the filling station	2500 mm
Output capacity	up to 25 packages per minute for 5kg portions
Electrical connection	3x400 VAC (N) PE 50 Hz; 5m cable with 32A 5P 6h connector 0,37 kW
Pneumatic connection	3/8"; min. 6 Bar 82 NL/min.
Ambient conditions	from 0 to 40 degrees Celsius



ANS

Specification

APO	
Maximum column height of crates or cartons	1600 mm
Electrical connection	3x400 VAC (N) PE 50 Hz; 5m cable with 32A 5P 6h connector 1,2 kW
Pneumatic connection	3/8"; min. 6 Bar 10 NL/min.
Ambient conditions	from 0 to 40 degrees Celsius



Automatic box feeder APO

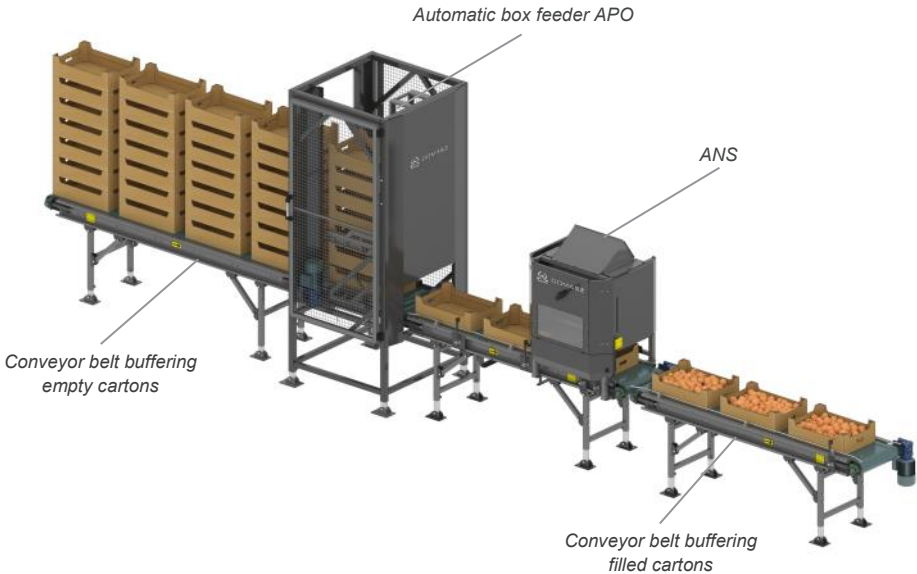
Standard equipment

- ANS crate and carton filler
- Conveyor belt buffering filled crates/cartons
- Conveyor belt buffering empty crates or cartons
- Integration socket for an external control device
- Construction made of shot-blasted carbon steel (DC01, S235) with a double powder coating

Optional equipment

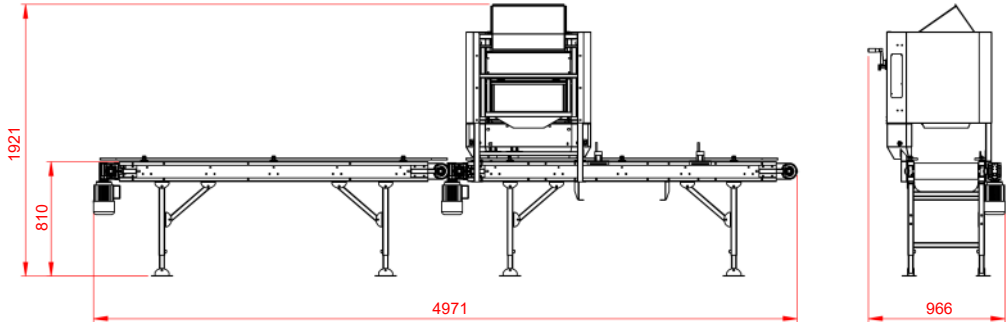
- Conveyor system transporting filled crates or cartons to the automatic palletizing system
- Automatic crate and carton feeder APO
- Conveyor belt buffering empty crate or carton columns (3000 mm)

Typical base configuration of ANS

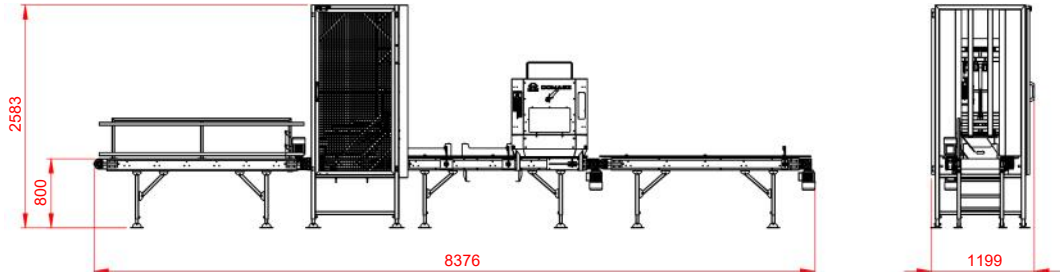


External dimensions

ANS with buffer conveyors for crates or cartons:



ANS with automatic box feeder APO:



Onion peeling machine C-Line

Product description

Complete solution for onion peeling. C-Line is an integrated system designed for onion peeling. It consists of a device that makes precise cuts (scoring) to the outer skin and a device that removes the loosened skin using air.




C-line

Specification

C-Line	
Throughput capacity *	700-1500 kg/h
Electrical connection	3x400 VAC (N) PE 50 Hz 6,8 kW
Pneumatic connection	1"; min. 7 Bar 11 200 NL/min.
Ambient conditions	from -25 to 35 degrees Celsius

* Depending on the size and quality of the onions



Typical system configuration with C-Line

Standard equipment

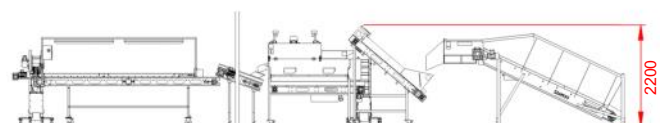
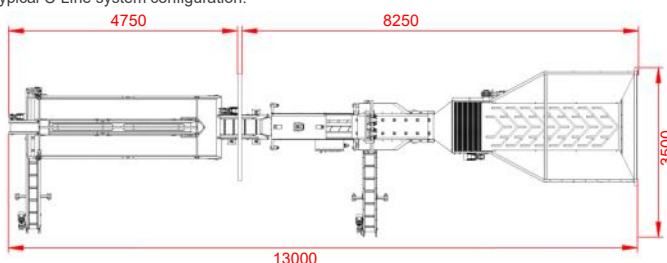
- Onion scoring and skin-blowing machines (C-Line)

Optional equipment

- Line tailored to specific requirements
- Stationary receiving hopper
- Waste conveyor transporting blown-off onion skin
- Inspection table with waste and product outlet
- Waste discharge conveyor

External dimensions

Typical C-Line system configuration:




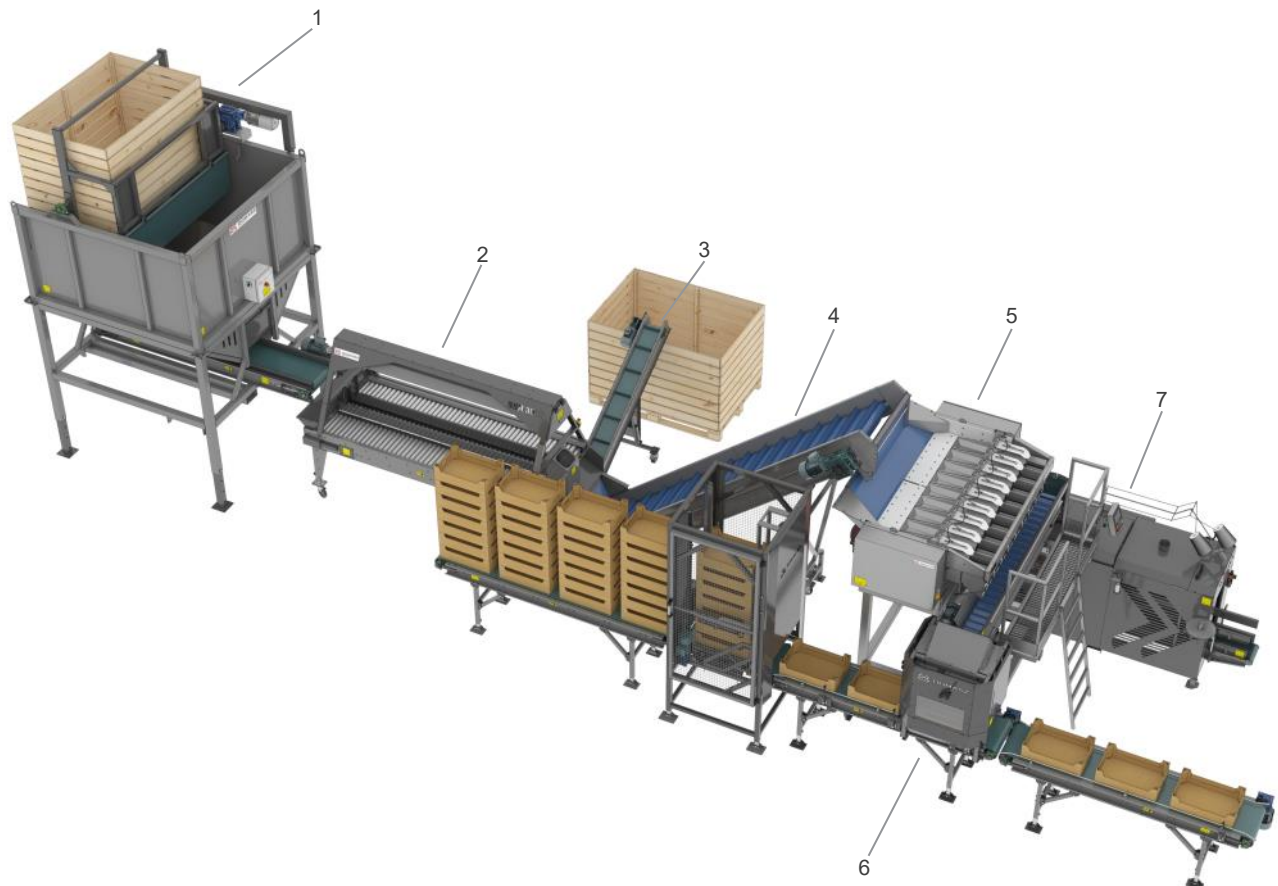
Preparation of bags and cartons

KD-M, SSR, R09L, RA-1, ANS

Solution description

The weighing and packing line enables the preparation of suitable packaging for sale, depending on the desired size grade of the product and the type and size of packaging.

The appropriate grade of onions is fed into the dosing bunker integrated with the KD-M box pallet tipper (1). The bunker evenly distributes the product onto the inspection table (2). Waste generated during sorting is transported by a conveyor (3) into a box pallet, while the selected product is conveyed via the feeding conveyor (4) to the multihead weigher (5). Portions of the desired weight are discharged from the multihead weigher into either the automatic crate and carton filler (6) or into the raschel bagging machine (7).



Complete solutions for loose materials

Chapter introduction

Machines designed for loose materials require special adaptation to the product. The type of material, its density, and flow characteristics all play an important role. With many years of experience, DOMASZ ensures the selection of the right solutions and proper machine operation in line with its intended use.

Our solutions allow for:

- Receiving and buffering of loose materials
- Weighing and filling of bags
- Bag sealing



Receiving hoppers

KPS 1, KPZ 1

Product description

Receiving hoppers are the starting point of processing lines. They are designed to receive the product and provide uniform feeding to the next stages of production.



KPS 1



KPZ 1

Specification

	KPS 1	KPZ 1
Storage capacity	7,1 m ³	12,0 m ³
Emptying method	Gravity	Retrieval conveyor
Main purpose	Free-flowing products	Non-free-flowing products
Electrical connection	-	3x400 VAC (N) PE 50 Hz; 5m cable with 32A 5P 6h connector
	-	2,0 kW
Pneumatic connection	-	-
Ambient conditions	from -10 to 40 degrees Celsius	



KPZ 1 with optional protective cover

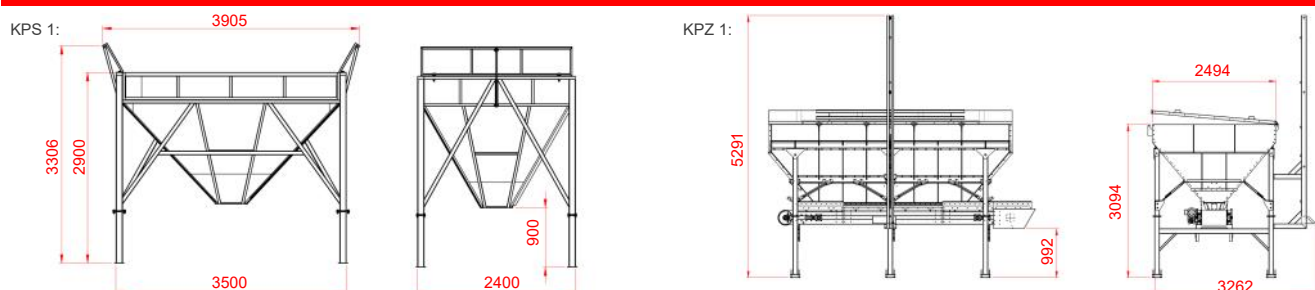
Standard equipment

- Construction made of shot-blasted carbon steel (DC01, S235) with a double spray coating (anti-corrosion primer, topcoat)

Optional equipment

- Internal sheets made of stainless steel (AISI 304) (KPS 1, KPZ 1)
- Internal sheets made of galvanized steel (KPZ 1)
- Protective cover (KPZ 1)
- Discharge slide gate (KPS 1)

External dimensions



Loose material weighers

WE series

Product description

Loose material weighers are designed for the precise weighing of predetermined portions of goods. The weighing process can occur in a hopper or directly in the packaging. Their design allows for the use of various types of packaging.



WE-50 III



WE-50 DUO



WE-50 V



WE-50 VZ



WE-50 VI-Z PLUS

Specification

	WE-50 III	WE-50 DUO	WE-50 V	WE-50 VZ	WE-50 VI-Z PLUS
Weighing range			1-50 kg		
Throughput capacity (for 25 kg portions)*	6,0 t/h	9,0 t/h	5,0 t/h	6,0 t/h	6,0 t/h
Weighing method	in-bag	in-hopper	in-bag	in-hopper	in-hopper
Bag types	Jute, film, woven polypropylene, and other similar types				
Product feeding method	Auger conveyor	Belt conveyor	Belt conveyor	Belt conveyor	Belt conveyor
Auger diameter	150 mm	-	-	-	-
Dosing belt width	-	2 x 500mm	550mm	550mm	400mm
Supplementary dosing belt width	-	-	-	-	30mm
Electrical connection	3x400 VAC (N) PE 50 Hz; 5m cable with 32A 5P 6h connector				
	1,0 kW	2,0 kW	2,0 kW	2,0 kW	1,9 kW
Pneumatic connection	3/8"; min. 6 Bar				
	18 NL/min.	150 NL/min.	65 NL/min.	92 NL/min	92 NL/min.
Ambient conditions	from 0 to 40 degrees Celsius				

* Depending on the type of product being weighed

Standard equipment

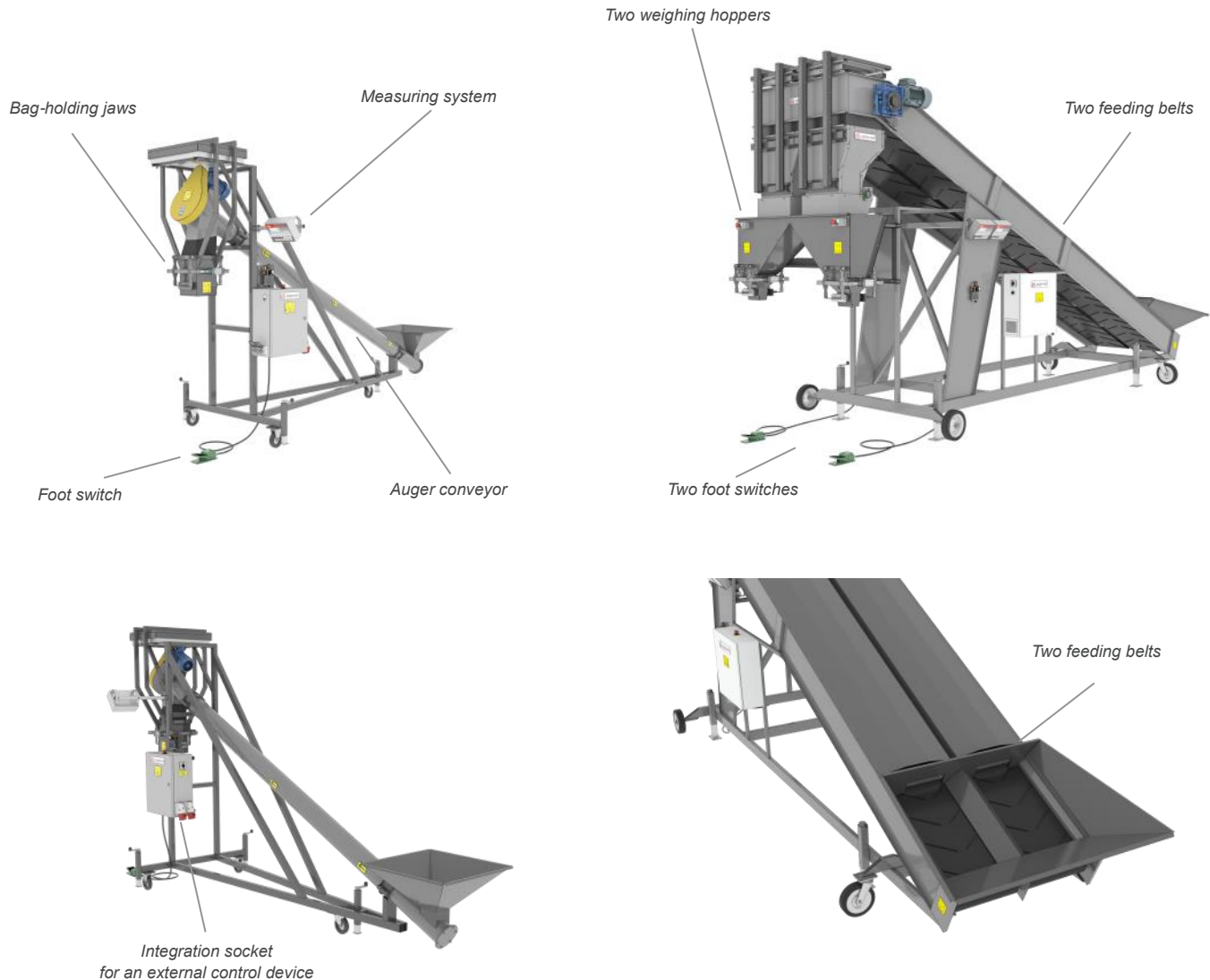
- Integration socket for an external control device
- Construction made of shot-blasted carbon steel (DC01, S235) with a double powder coating (WE-50 III, WE-50 V, WE-50 VZ, WE-50 VI-Z PLUS)
- Construction made of shot-blasted carbon steel (DC01, S235) with a double spray coating (anti-corrosion primer, topcoat) (WE-50 DUO)

Optional equipment

- Construction made of stainless steel (AISI 304) (WE-50 III, WE-50 V, WE-50 VI-Z PLUS)
- Dust extraction system
- Belt certified for food contact
- Double discharge outlet (WE-50 DUO)

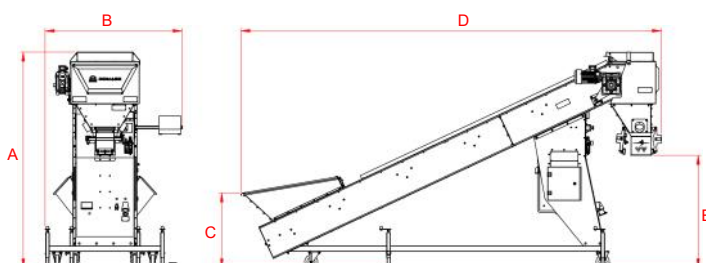
Construction

Using the WE-50 III and WE-50 DUO as an example



External dimensions

WE-50 III, WE-50 DUO, WE-50 V, WE-50 VZ, WE-50 VI-Z PLUS:



	A	B	C	D	E
WE-50 III	2495	1450	716	4068	1261
WE-50 DUO	3190	1980	866	6330	1098
WE-50 V	2365	1500	808	4600	1207
WE-50 VZ	2841	1500	808	5750	1250
WE-50 VI-Z PLUS	2828	1525	922	5663	1193

Big-Bag fillers BBS series

Product description

Big-Bag fillers from the BBS series are designed for weighing and filling loose materials into Big-Bag type bags. The BBS-2 model is equipped with two weighing sections, allowing for continuous operation of the processing line.



BBS-1



BBS-2

Specification

	BBS-1	BBS-2
Number of weighing sections	1	2
Weighing range	100-1200 kg	
Electrical connection	3x400 VAC (N) PE 50 Hz; 5m cable with 32A 5P 6h connector	
	1,5 kW	2,2 kW
Pneumatic connection	-	
Ambient conditions	from 0 to 40 degrees Celsius	



Film bag forming system

Standard equipment

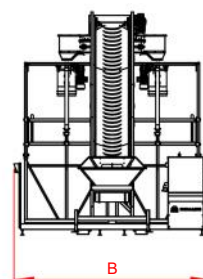
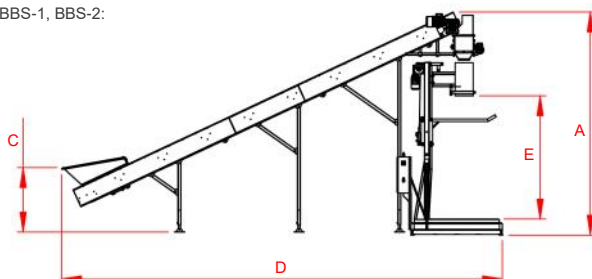
- Feeding conveyor
- Cross feeding conveyor (BBS-2)
- Integration socket for an external control device
- Bag handles with a mechanism for controlling preliminary filling with product
- Integrated weighing system
- Construction made of shot-blasted carbon steel (DC01, S235) with a double powder coating

Optional equipment

- Construction made of stainless steel (AISI 304)
- Dust extraction system
- Film bag forming system before the start of the filling process
- Filler (without weighing system)

External dimensions

BBS-1, BBS-2:




	A	B	C	D	E
BBS-1	3349	1720	693	5107	2048
BBS-2	3708	3280	1069	7355	2048

Bag sealing systems

ZW series

Product description

ZW series machines are designed for automatic or semi-automatic bag closing and can be adapted to various types of packaging.



ZW-1



ZW-2

Specification

	ZW-1	ZW-2
Closing method	Sewing	Sealing
Bag type	Paper, woven polypropylene, film	Film
Electric connection	3x400 VAC (N) PE 50 Hz; 5m cable with 32A 5P 6h connector	
	2,0 kW	2,0 kW
Pneumatic connection	3/8"; min. 6 bar	
	10 NL/min.	15 NL/min.
Ambient conditions	from 0 to 40 degrees Celsius	

Standard equipment

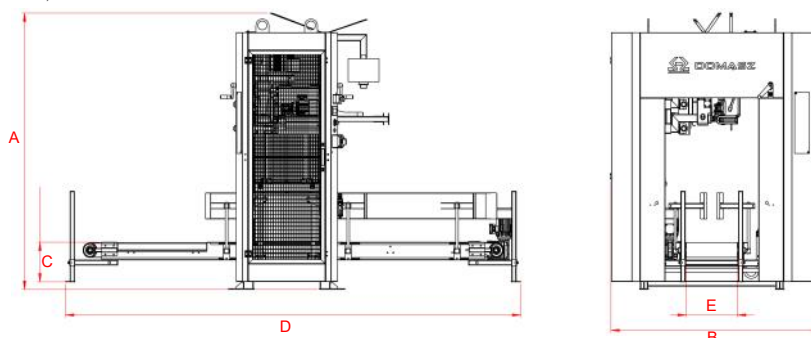
- Height-adjustable support legs
- Double-thread sewing head Fischbein 100 (ZW-1)
- Construction made of shot-blasted carbon steel (DC01, S235) with a double powder coating

Optional equipment

- Double-thread sewing head YAO HAN F900A

External dimensions

ZW-1, ZW-2:



	A	B	C	D	E
ZW-1	2157	1631	310-710	3555	400
ZW-2	2159	1631	310-710	3555	400

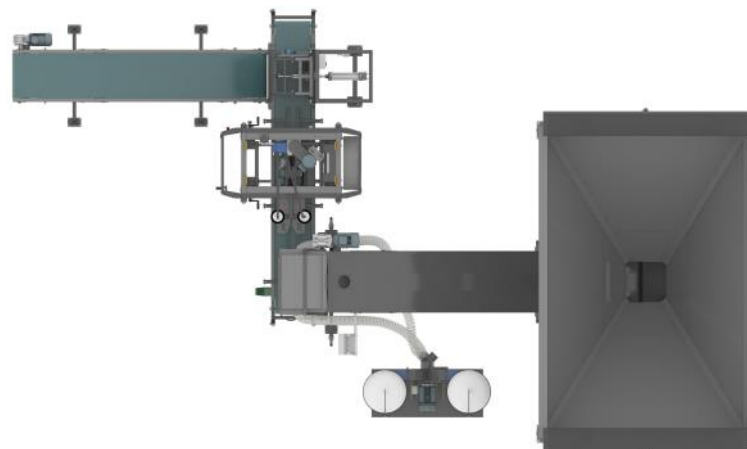
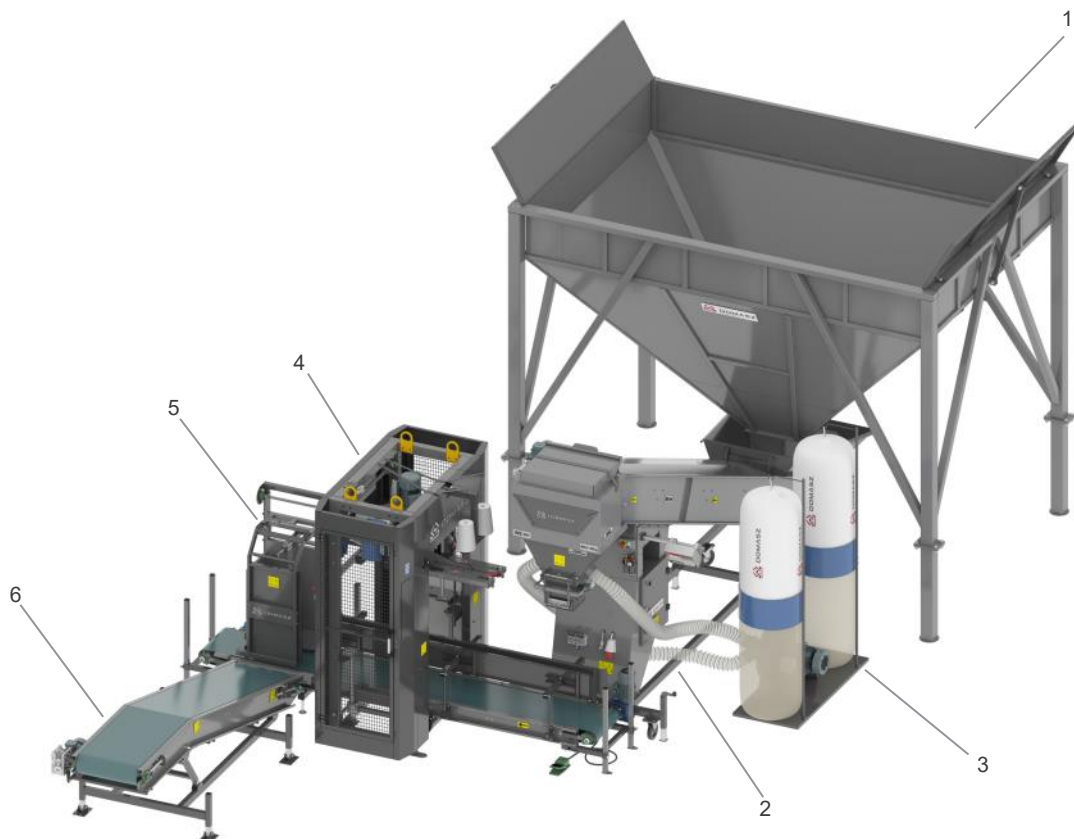
Weighing and packaging of pellets

KPS-1, WE-50 V, ZW-1

Solution description

Semi-automatic line for weighing and packaging is a compact solution for preparing ready-made pellet packages.

The pellet is loaded into the gravity hopper (1), from where it is fed into the weigher (2) equipped with a dust extraction system (3). The filled bags are then sewn using a system with automatic bag infeed (4), after which they are automatically positioned horizontally (5) and elevated (6) to a height that facilitates manual palletizing.



Complete palletizing systems

Chapter introduction

Palletizing systems are designed to ensure excellent stacking quality while keeping operational costs low. Automating the palletizing process eliminates the human factor from the final stage of production, ensures repeatable stacking patterns, and increases overall production efficiency.

Our complete palletizing solutions include:

- Various types of palletizers tailored to product specifics and required output capacity
- Internal transport systems feeding products into the palletizer
- Bag forming systems before palletizing
- Pallet magazines
- Slip sheet applicators
- Automatic pallet wrapping machine
- Buffer systems for filled pallets



Cartesian palletizers

PK series

Product description

PK series palletizers are designed for stacking bags filled with vegetables or loose materials onto pallets. Devices in this series are equipped as standard with a forming chamber system that helps maintain a consistent and well-defined pallet shape.

The PK-4, PK-6 and PK-8 models are fully automatic palletizing systems. The process begins with an empty pallet being fed from the pallet magazine into the palletizer. The palletizer then stacks the bags on the pallet, and once the pallet is full, it is transported to the automatic wrapper. The wrapping machine operates in a fully automatic cycle, starting and finishing the wrapping process without operator intervention. After being wrapped in netting or film, the pallet is moved to a buffer area, from which it can be collected by the operator. This fully automated solution significantly reduces the number of personnel required to prepare finished pallets.

The PK-2 model is a semi-automatic version, in which the empty pallet must be loaded manually, and the filled pallet must be manually removed.



PK-2



PK-4

Specification

	PK-2	PK-4	PK-6	PK-8
Main application	Vegetables, loose materials			
Bag range	up to 25 kg			
Output capacity	up to 14 bags / min	up to 15 bags / min	up to 25 bags / min	up to 32 bags / min
Output capacity for 4 kg and 5kg bags*	up to 23 bags / min	up to 26 bags / min	up to 35 bags / min	up to 40 bags / min
Bag type	Raschel, jute, film, paper, woven polypropylene, and other similar materials			
Maximum bag size	600x1100x300 mm			
Supported pallet types	euro (1200x800mm), industrial (1200x1000mm)			
Stacking height	up to 2000 mm including the pallet			
Forming chamber	Yes	Yes	Yes	Yes
Pallet magazine capacity	1 pallet	13 pallets	13 pallets	13 pallets
Automatic pallet entry and exit	No	Yes	Yes	Yes
Electrical connection	9,0 kW	3x400 VAC (N) PE 50 Hz from 16 kW; depending on configuration	from 19 kW; depending on configuration	from 20 kW; depending on configuration
Pneumatic connection	approx. 180 NL/min.	3/4"; min. 8 Bar approx. 220 NL/min; depending on configuration	approx. 300 NL/min; depending on configuration	approx. 350 NL/min; depending on configuration
Ambient conditions	from 0 to 40 degrees Celsius			

* For double bag stacking in a single work cycle, including a bag buffering system before the palletizer

Standard equipment

PK-2:

- Palletizer with a conveyor belt feeding bags to the rotating stacking head
- System for feeding a single empty pallet to the palletizer
- Service platform

PK-4, PK-6, PK-8:

- Palletizer with a conveyor belt feeding bags to the rotating stacking head
- Automatic pallet magazine
- Roller conveyor feeding empty pallets to the palletizer
- Roller conveyor transporting filled pallets to the pallet wrapper
- Automatic pallet wrapper with film or netting application
- Roller conveyor buffering filled pallets
- Service platform

Optional equipment

PK-2:

- Bag feeding conveyor system tailored to specific requirements
- Bag forming system
- No forming chamber for products extending beyond the pallet outline

PK-4, PK-6, PK-8:

- Bag feeding conveyor system tailored to specific requirements
- Bag forming system
- Bag buffering conveyor system before palletizer
- Service platform tailored to specific requirements
- No forming chamber for products extending beyond the pallet outline

Applied solutions

Stacking head


- Bag centering system allowing a wide range of bag types to be stacked
- Stacking of bags in user-defined orientation



Open stacking head




Closed stacking head




Closed stacking head, bag centering system active

Forming chamber

- Pallet formation from the first to the last layer
- Adjustable chamber sizes allowing adaptation to pallet dimensions and the specific bag type

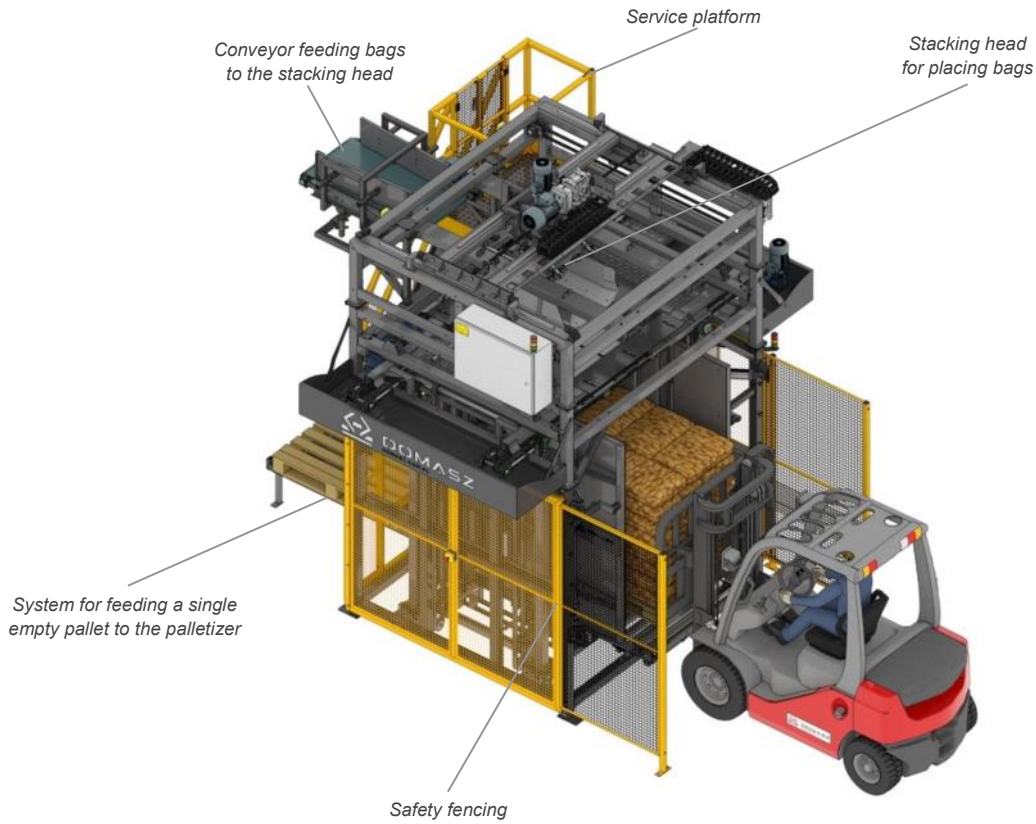


Palletizer with open forming chamber

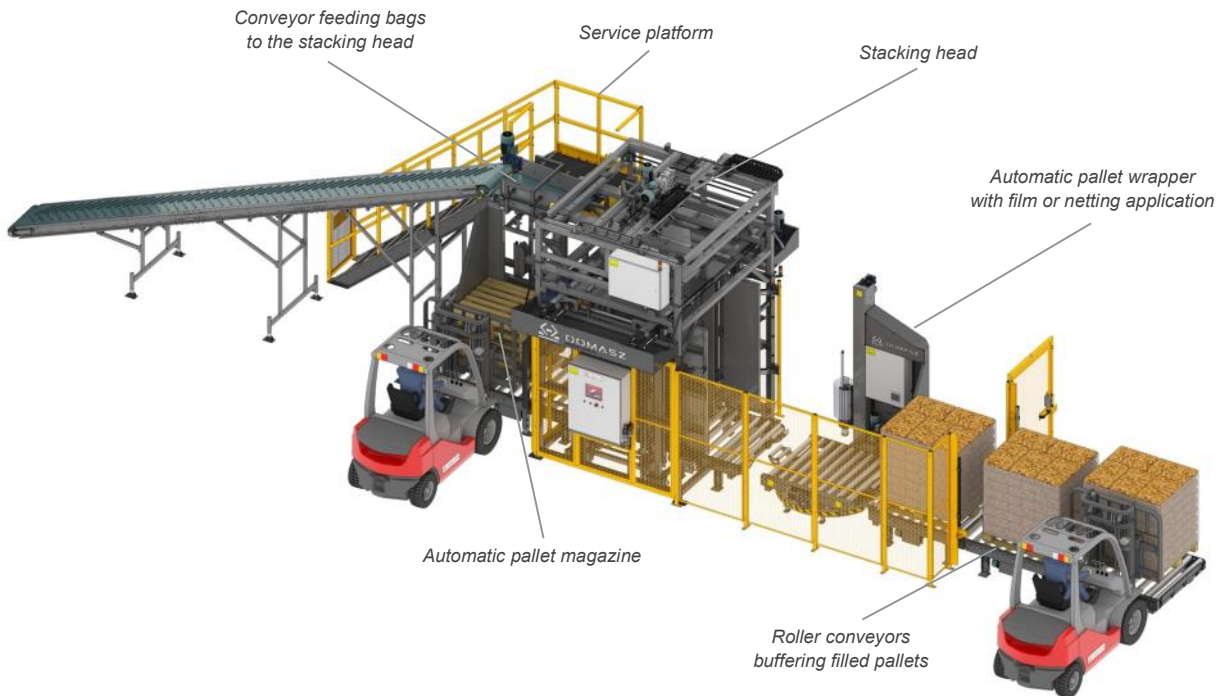


Palletizer with closed forming chamber

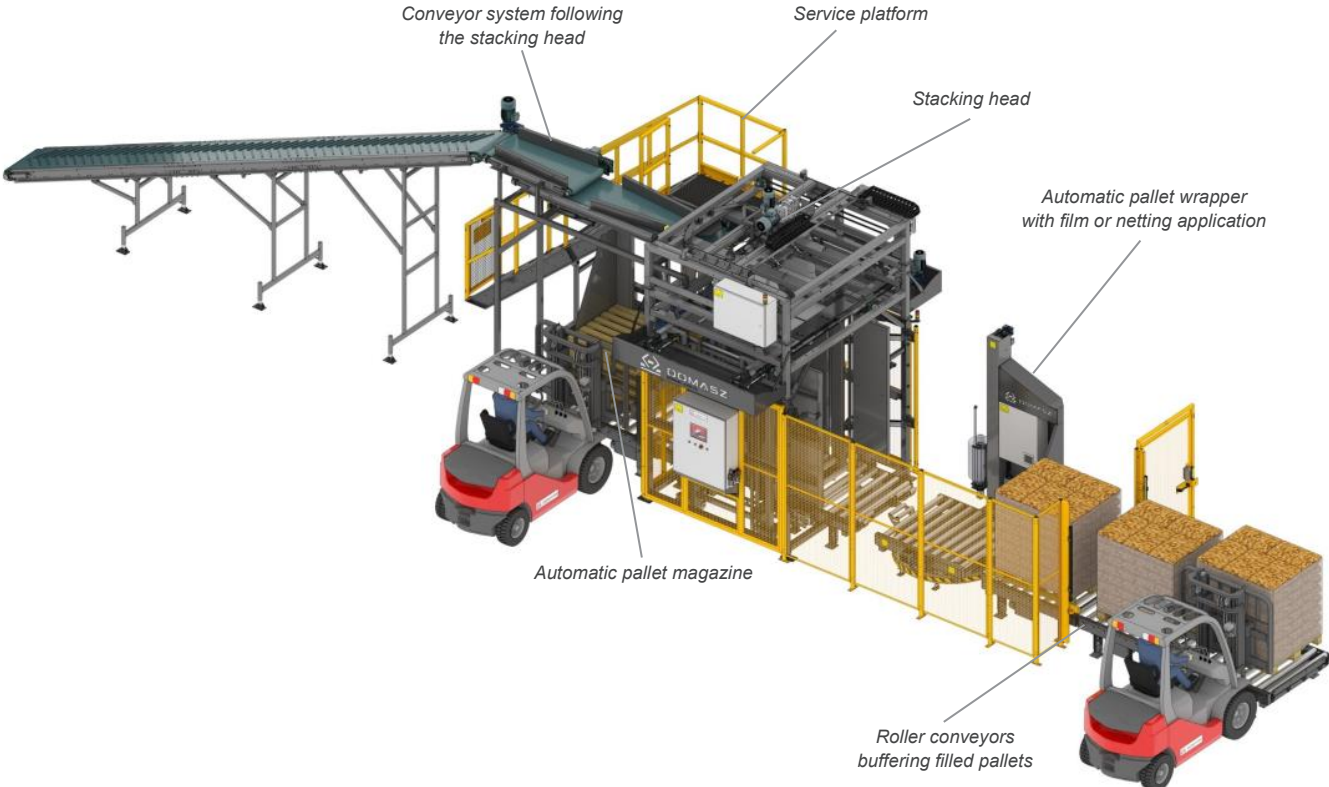
PK-2 construction



Typical base configuration of PK-4

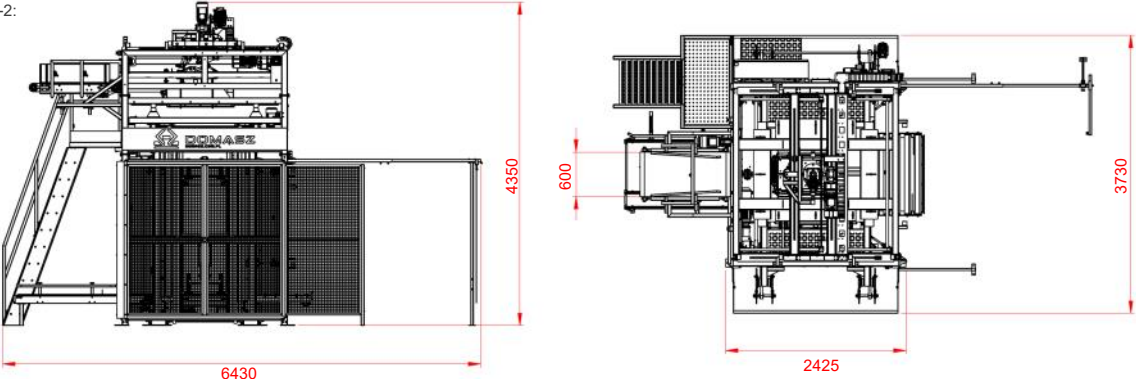


Typical base configuration of PK-6



External dimensions

PK-2:



PK-8, PK-6 / PK-4:

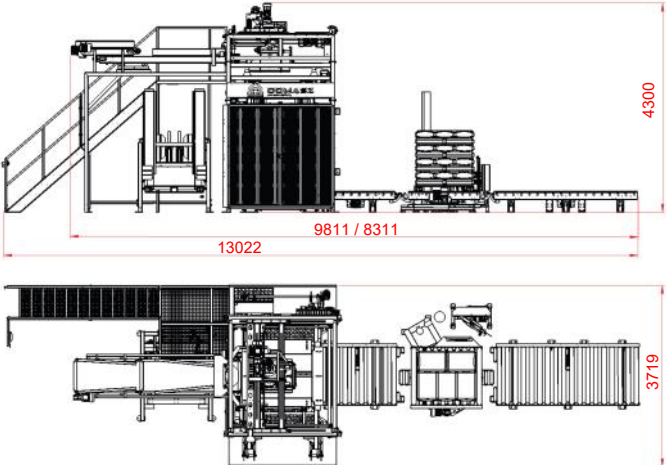
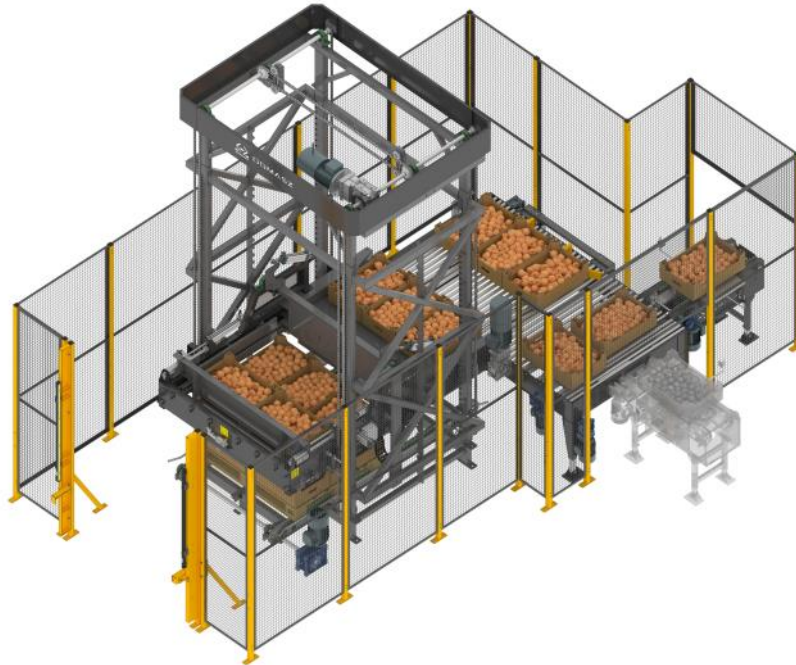


Plate palletizer

PP series

Product description

The plate palletizer is an advanced machine designed for the automatic stacking of crates and cartons onto pallets.



PP

Specification

PP	
Main application	Vegetables
Package height	min. 93 mm max. 238 mm
Output capacity	euro pallet 300x400 mm 1180 pcs / h euro pallet 600x400 mm 760 pcs / h industrial pallet 300x400 mm 1180 pcs / h industrial pallet 600x400 mm 900 pcs / h
Packaging types	crates, cartons
Package Dimensions	400x300 mm 600x400 mm
Supported pallet types	euro (1200x800mm), industrial (1200x1000mm)
Stacking height	up to 2200 mm including the pallet
Pallet magazine capacity	13
Electrical connection	3x400 VAC (N) PE 50 Hz 9,5 kW
Pneumatic connection	3/4"; min. 8 Bar 260 NL/min.
Ambient conditions	from -5 to 40 degrees Celsius

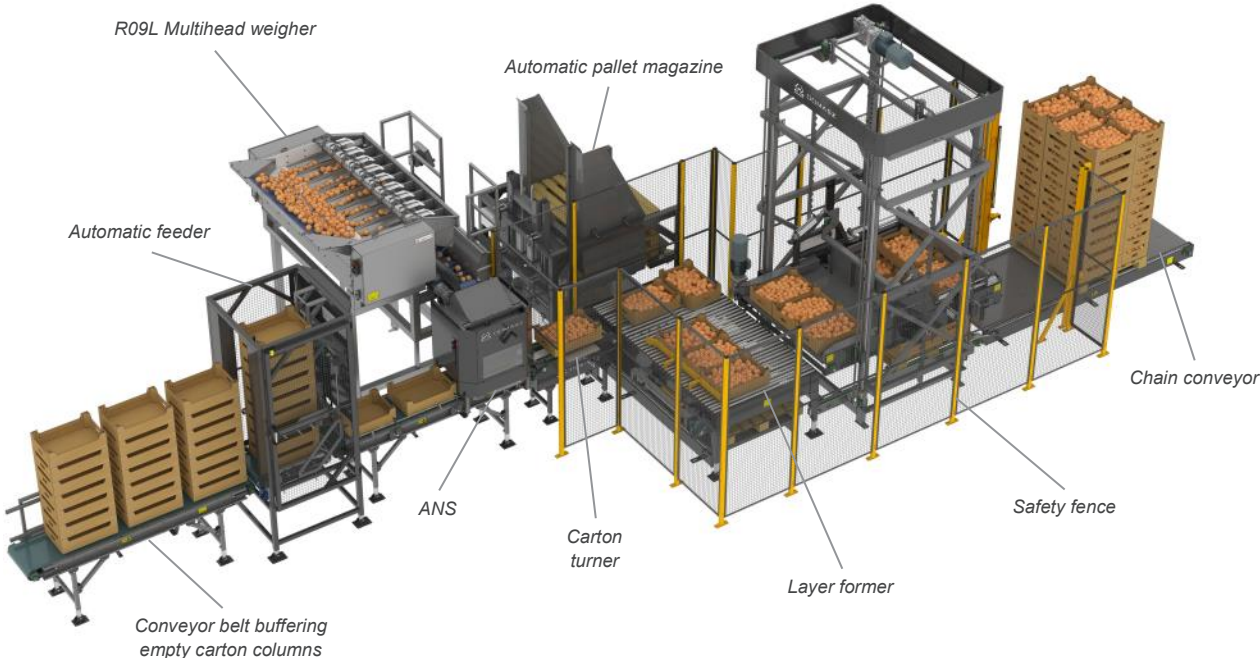
Standard equipment

- Plate palletizer
- Layer former for crates or cartons
- Crate and carton turner (customizable to individual configuration)
- Safety fence

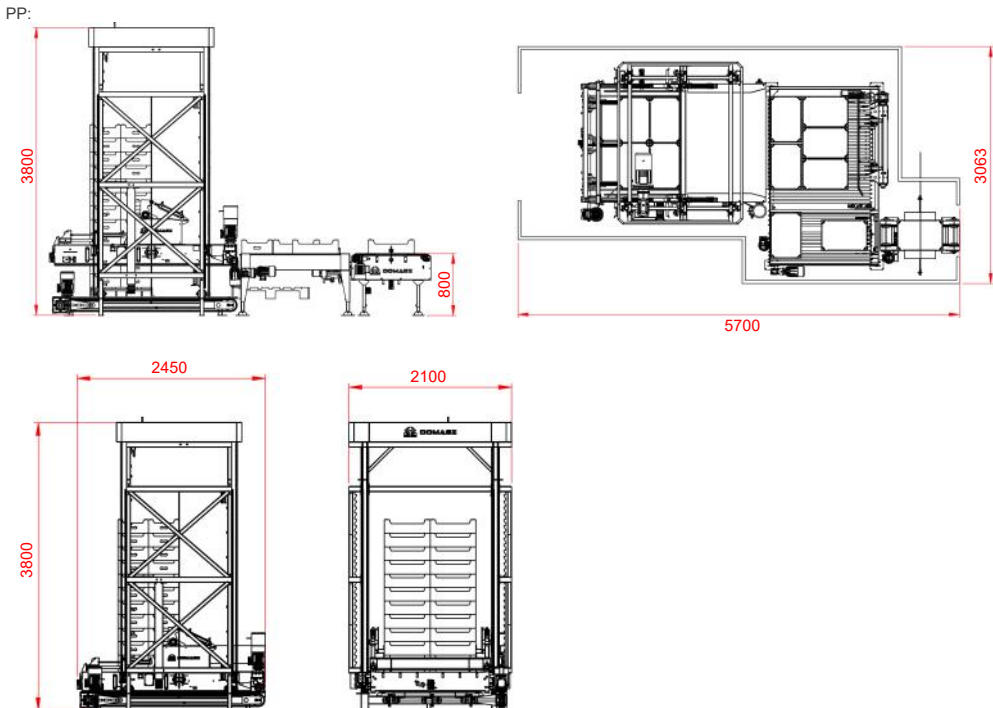
Optional equipment

- Automatic pallet magazine
- Chain conveyor system
- Automatic stacker
- ANS with automatic crate or carton feeder (customizable to individual configuration)
- Automatic pallet entry and exit
- Production line integrator

Typical base configuration of PP



External dimensions



Push-type palletizers

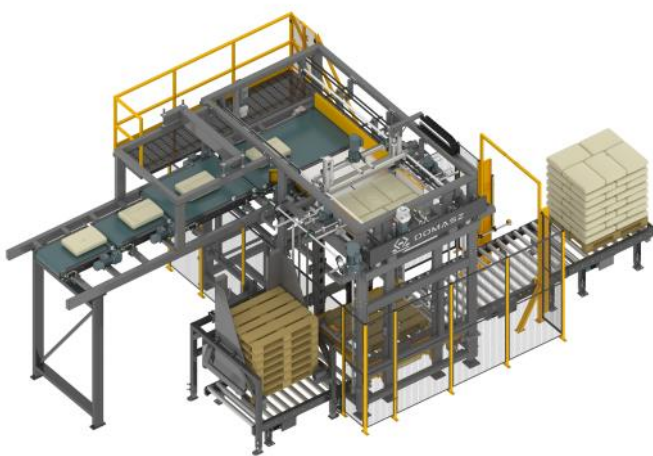
PD series

Product description

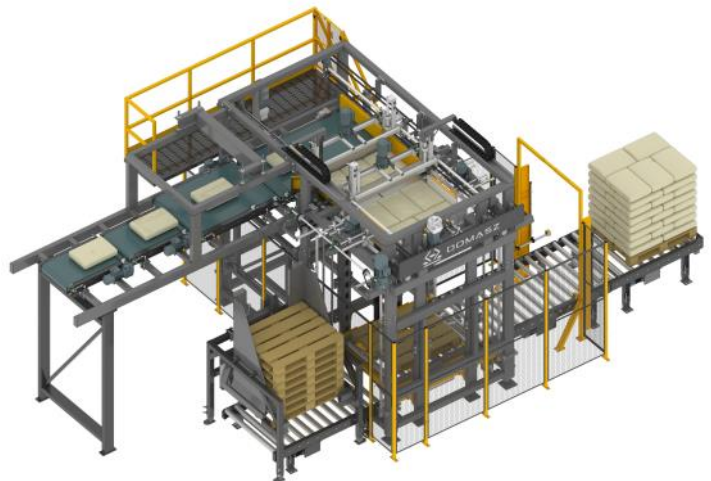
PD series palletizers are designed for stacking bags and cartons onto pallets.

The PD-6 and PD-8 models are fully automatic machines. The palletizing process begins with feeding an empty pallet from the pallet magazine to the palletizer. The palletizer then orients the bags or cartons as required and arranges them into bundles on buffering conveyors. These bundles are then transferred over the pallet to form a complete layer. Once all layers are stacked, the loaded pallet is transported to the pallet wrapper. The wrapper operates in a fully automatic cycle, starting and finishing the wrapping process without operator involvement. After wrapping the pallet with netting or film, it is moved to the buffer area, from where it can be picked up by the operator.

This fully automatic solution reduces the number of personnel required for preparing ready-to-ship pallets.



PD-6



PD-8

Specification

	PD-6	PD-8
Main application	bags of loose materials, crates, cartons	
Product range	up to 50 kg	
Output capacity	up to 20 cycles / min	up to 30 cycles / min
Bag types	paper, film, and other similar materials	
Maximum product size	600x1100x300 mm	
Supported pallet types	euro (1200x800mm), industrial (1200x1000mm)	
Stacking height	up to 2000 mm including the pallet	
Pallet magazine capacity	13 pallets	
Forming chamber	No (yes, as an option)	
Automatic pallet entry and exit	Yes	
Electrical connection*	3x400 VAC (N) PE 50 Hz	
	from 16kW; depending on configuration	from 20kW; depending on configuration
Pneumatic connection	3/4"; min. 6 Bar	
	from 60 NL/min.; depending on configuration	from 70 NL/min.; depending on configuration
Ambient conditions	from -5 to 40 degrees Celsius	

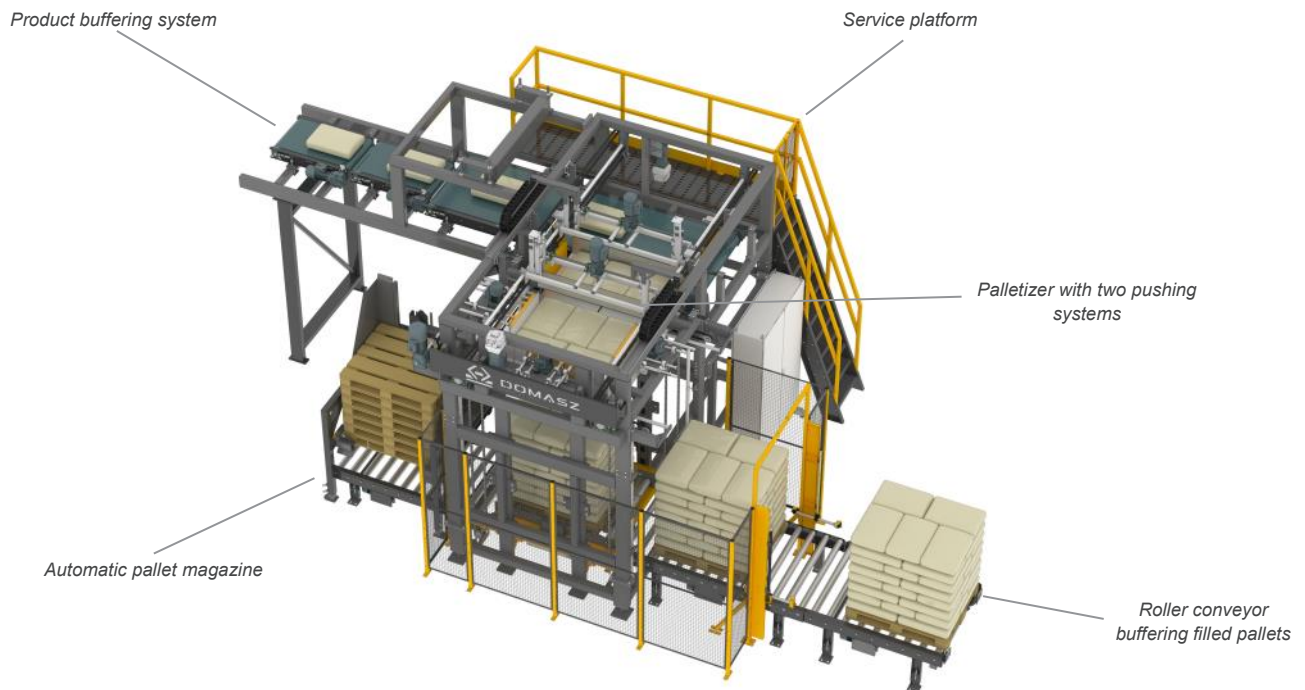
Standard equipment

- Palletizer with product buffering system
- Automatic pallet magazine
- Roller conveyor feeding empty pallets to the palletizer
- Roller conveyor transporting filled pallets to the pallet wrapper
- Automatic pallet wrapper with film or netting application
- Roller conveyor buffering filled pallets
- Service platform

Optional equipment

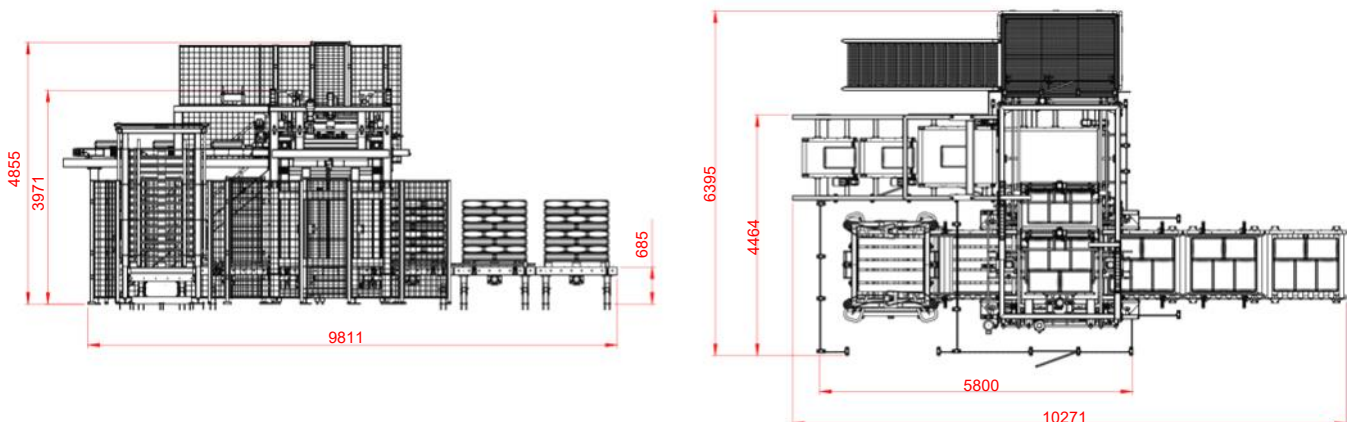
- Product feeding conveyor system tailored to specific requirements
- Product buffering conveyor system before the palletizer tailored to specific requirements
- Service platform layout tailored to specific requirements

Typical base configuration of PD-8



External dimensions

PD-6, PD-8:



Robotic palletizing systems

PR1-W

Product description

The PR1-W robotized palletizing station is designed for stacking bags of vegetables and loose materials on pallets. The use of an industrial robot limits the height of the machine, allowing the station to be used in low rooms.



PR1-W



Specification

PR1-W	
Main purpose	Vegetables, loose materials
Bag range	up to 15 kg
Output capacity	up to 10 cycles / min
Bag type	raschel, jute, film, woven polypropylene, and other similar materials
Maximum bag size	400x700x250 mm
Supported pallet types	euro (1200x800mm), industrial (1200x1000mm)
Stacking height	up to 2000 mm including the pallet
Electrical connection	3x400 VAC (N) PE 50 Hz 8,0 kW
Pneumatic connection	3/8"; min. 6 Bar 80 NL/min.
Ambient conditions	from 0 to 40 degrees Celsius

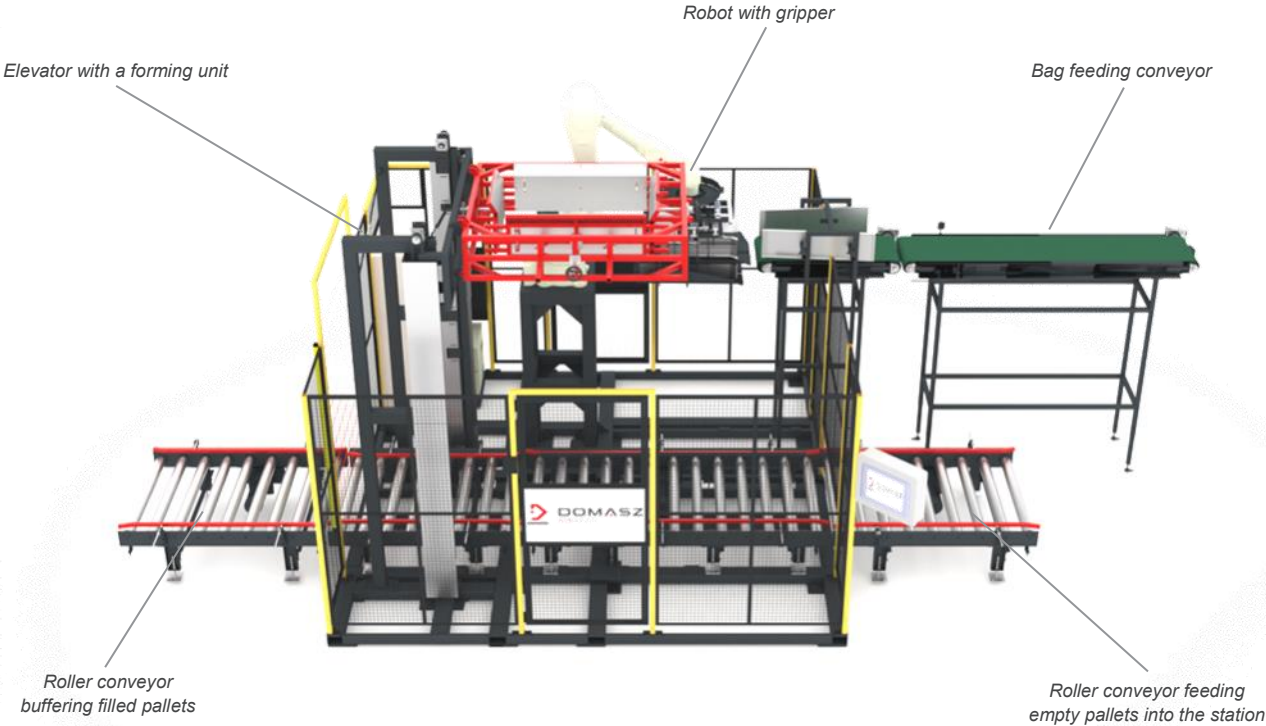
Standard equipment

- Robot with gripper
- Bag feeding conveyor
- Roller conveyor feeding empty pallets into the station
- Roller conveyor transporting and buffering empty pallets
- Elevator with a forming unit
- Roller conveyor buffering filled pallets

Optional equipment

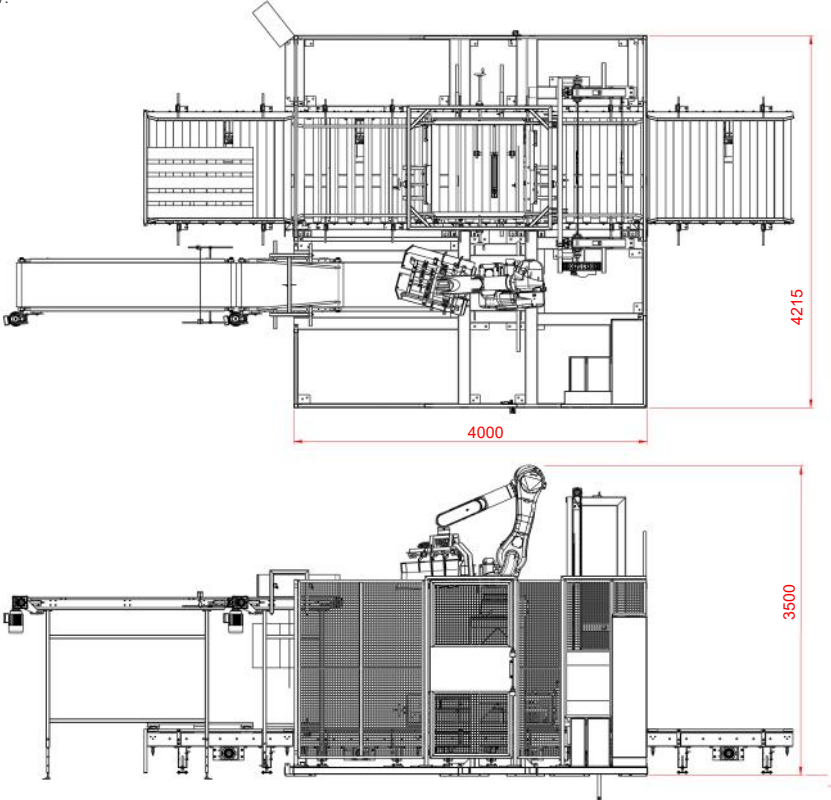
- Bag feeding conveyor system tailored to specific requirements
- Automatic pallet magazine
- Automatic pallet wrapping machine
- Additional buffer for filled pallets

Typical base configuration of PR1-W



External dimensions

PR1-W:

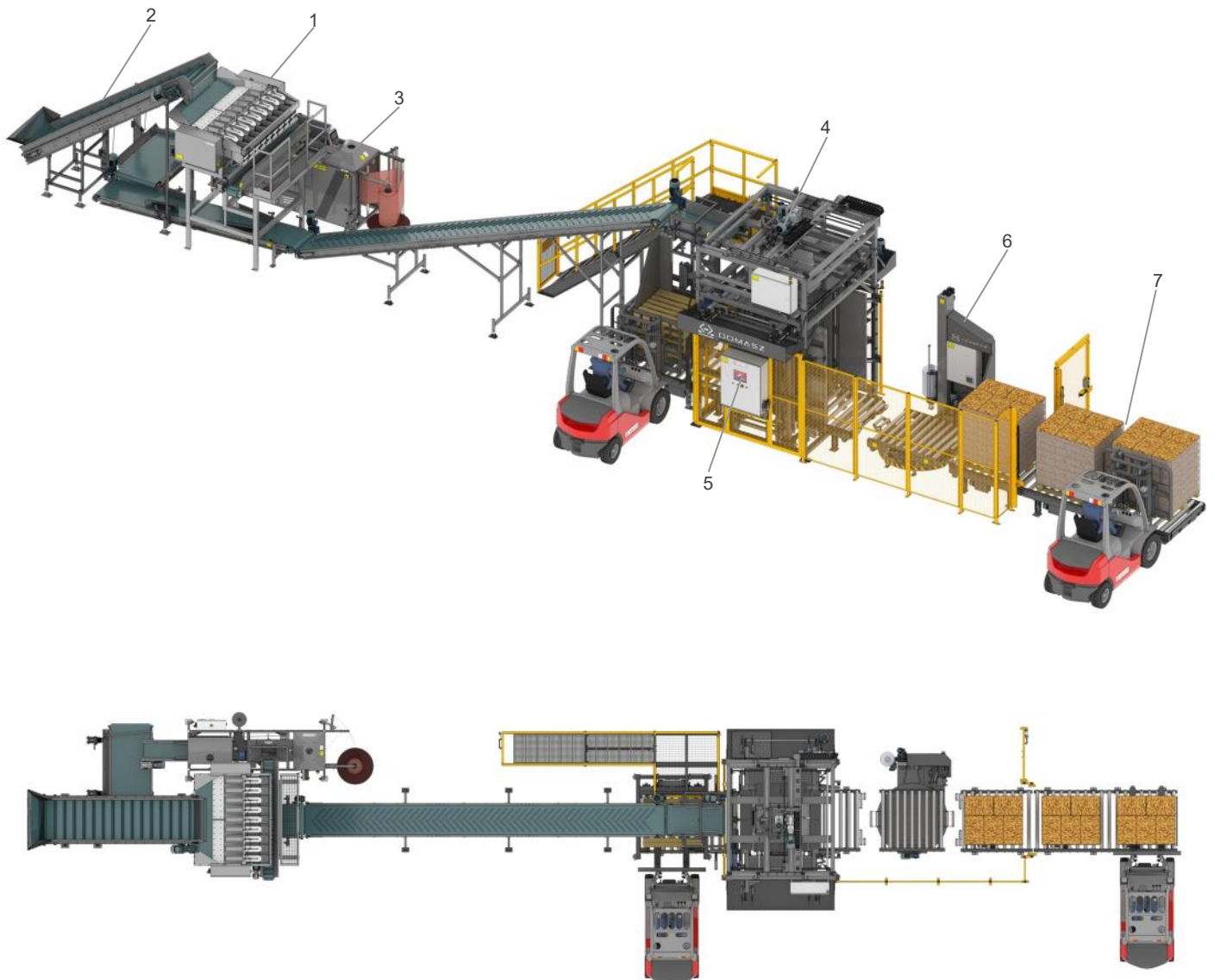


High-performance vegetable line R09L, RA-1, PK-4

Solution description

Fully automatic solutions for weighing, packaging, and palletizing bags of yellow onions.

The raw product is delivered to the multihead weigher (1) via the feeding conveyor (2). Once the set weight of vegetables is measured, the portion is dispensed into the raschel bagging machine (3). The filled bags are then transferred to the stacking head (4) of the palletizer. The head stacks the bags according to the selected recipe, which is chosen on the touchscreen operator panel (5). After all layers are completed, the pallet exits the palletizing chamber and is wrapped with netting (6). Finished pallets are collected from the buffer zone (7) using a forklift.



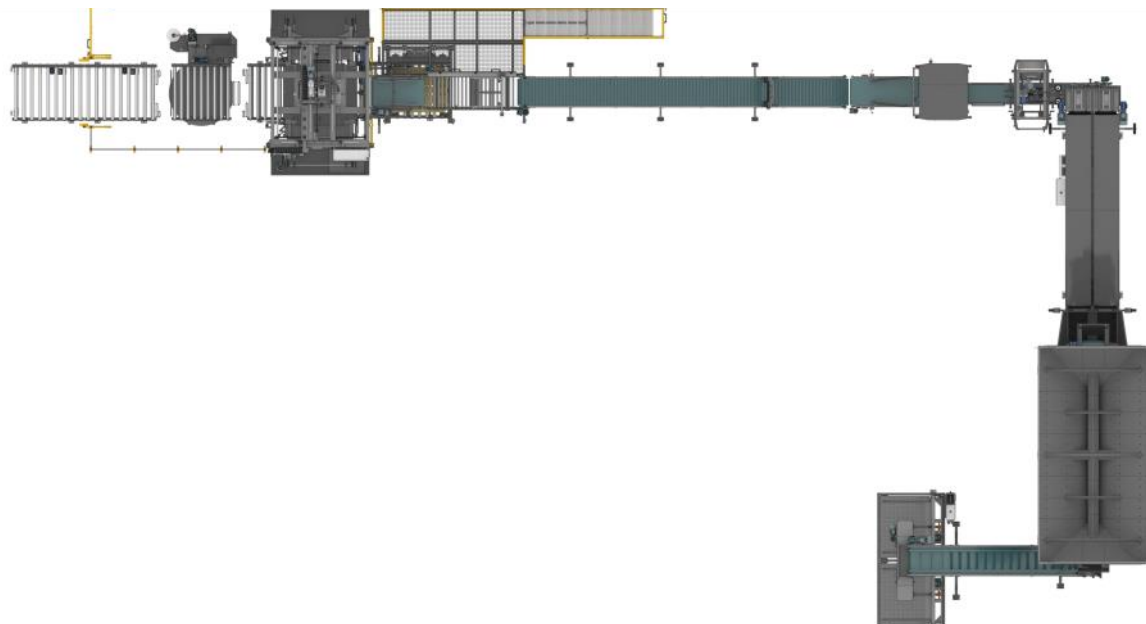
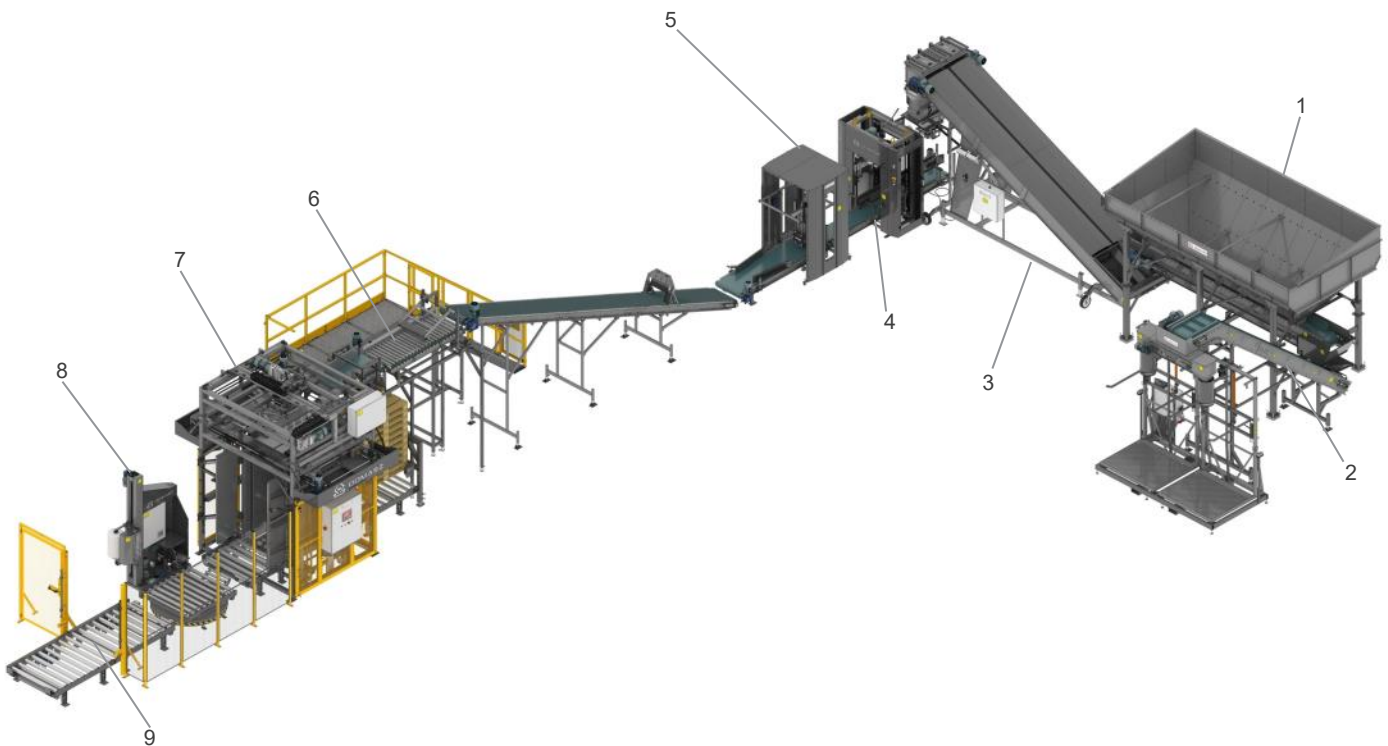
Rapeseed meal line

WE-50 DUO, PK-4

Solution description

Complete solution for preparing pallets with bags of rapeseed meal.

Rapeseed meal is delivered to the receiving hopper equipped with a discharge conveyor (1), which doses the product either to the WE-50 DUO weigher (3) or to the BIG-BAG filler BBS-2 (2). The weighed portion is dispensed into a polypropylene bag, which is then sewn shut (4) and positioned in the correct orientation (5) before being transferred to the palletizer. Before stacking, each bag is compressed and shaped (6) to ensure stability and a uniform pallet shape. The palletizer (7) arranges the bags on pallets, which are then wrapped with film (8). Finished pallets are buffered at the end of the line (9).



Alphabetical index

Bag sealing systems	39
Belt grader	18
Belt inspection tables	16
Belt inspection tables	17
Big-Bag fillers	21
Big-Bag fillers	38
Box pallet tippers	9
Brushing machines	13
Cartesian palletizers	42
Crate and carton filler	30
Dosing bunkers	10
Dosing bunkers with box pallet tippers	11
Film bagging machine	28
High-performance vegetable line	52
Loose material weighers	36
Mobile receiving hoppers	6
Multihead weighers	24
Onion peeling machine	32
Onion sorting	19
Onion toppers	20
Plate palletizer	46
Polishers	14
Preparation of bags and cartons	33
Push-type palletizers	48
Raschel bagging machine	26
Rapeseed meal line	53
Receiving hoppers	35
Robotic palletizing systems	50
Roller inspection tables	15
Semi-automatic washers	12
Stationary receiving hoppers	8
Vegetable weighers	22
Weighing and packaging of pellets	40

Product presentation disclaimer

- 1. The manufacturer reserves the right to make changes to the design and technical specifications of the equipment without prior notice.*
- 2. All product images are for illustrative purposes only.*
- 3. The dimensions shown are for reference only and may differ from the actual dimensions of the equipment.*
- 4. Due to printing technology, the appearance of products, including color, may differ from those shown in the catalog.*
- 5. The content of this catalog is for informational purposes only and does not constitute a commercial offer within the meaning of the Civil Code.*



Complete weighing, packaging and palletizing systems



Domasz Tomasz Waligóra

ul. Centralna 16
63-012 Dominowo
Poland
TAX ID PL7861660138

mob. +48 668 456 482
e-mail: export@domasz.com.pl
website: domasz.com.pl

